

WITHOUT PREJUDICE

DRAFT CONDITIONS OF CONSENT

A. General Conditions

A.1 Conditions

Consent is granted subject to the following conditions imposed pursuant to section 4.16 of the *Environmental Planning and Assessment Act 1979* (“the *Act*”) and the provisions of the *Environmental Planning and Assessment Regulation 2000* (“the *Regulation*”) such conditions being reasonable and relevant to the development as assessed pursuant to section 4.15 of the *Act*.

Standard Condition: A1 (Autotext AA1)

A.2 Definitions

Unless specified otherwise, words have the same meaning as defined by the *Act*, the *Regulation* and the *Interpretation Act 1987* as in force at the date of consent.

Applicant means the applicant for this consent.

Approved Plans mean the plans endorsed by Council referenced by this consent as amended by conditions of this consent.

AS or ***AS/NZS*** means Australian Standard® or Australian/New Zealand Standard®, respectively, published by Standards Australia International Limited.

BCA means the Building Code of Australia as published by the Australian Building Codes Board as in force at the date of issue of any Construction Certificate.

Council means Woollahra Municipal Council

Court means the Land and Environment Court

Local native plants means species of native plant endemic to Sydney’s eastern suburbs (see the brochure titled “Local Native Plants for Sydney’s Eastern Suburbs” published by the Southern Sydney Regional Organisation of Councils).

Stormwater drainage system means all works, facilities and documentation relating to:

- the collection of stormwater,
- the retention of stormwater,
- the reuse of stormwater,
- the detention of stormwater,
- the controlled release of stormwater; and
- connections to easements and public stormwater systems.

Owner means the owner of the *site* and successors in title to the *site*.

Owner-builder has the same meaning as in the *Home Building Act 1989*.

PC means the Principal Certifier under the *Act*.

Principal Contractor has the same meaning as in the *Act*, or where a Principal Contractor has not been appointed by the Owner of the land being developed Principal Contractor means the Owner of the land being developed.

Professional engineer has the same meaning as in the BCA.

Public place has the same meaning as in the *Local Government Act 1993*.

Road has the same meaning as in the *Roads Act 1993*.

SEE means the final version of the Statement of Environmental Effects lodged by the Applicant.

Site means the land being developed subject to this consent.

Woollahra LEP means *Woollahra Local Environmental Plan 2014*

Woollahra DCP means *Woollahra Development Control Plan 2015*

Work for the purposes of this consent means:

- the use of land in connection with development,
- the subdivision of land,
- the erection of a building,
- the carrying out of any work,
- the use of any site crane, machine, article, material, or thing,
- the storage of waste, materials, site crane, machine, article, material, or thing,
- the demolition of a building,
- the piling, piling, cutting, boring, drilling, rock breaking, rock sawing or excavation of land,
- the delivery to or removal from the *site* of any machine, article, material, or thing, or
- the occupation of the *site* by any person unless authorised by an occupation certificate.

Note: Interpretation of conditions - Where there is any need to obtain an interpretation of the intent of any condition this must be done in writing to Council and confirmed in writing by Council.

Standard Condition: A2 (Autotext AA2)

A.3 Deferred Commencement - (section 4.16(3) of the Act, clause 95 of the Regulation)

Development consent is granted subject that this consent is not to operate until the Applicant satisfies the Council, in accordance with the *Regulations*, as to all matters specified in this condition:

- a) A revised *Green Travel Plan* be submitted, to the satisfaction of Council's Engineering Services Department that includes more detailed information, including staff numbers (full time equivalent teaching staff and non-teaching support staff),

targets for long/medium term targets for the mode shares of walking and cycling. This plan would take the form of a control document to be implemented in the ongoing operation of the school, and should be prepared based on consistent information regarding the current share of student/staff walking and cycling to and from school;

- b) A revised *Operational Traffic Management Plan* be submitted, to the satisfaction of Council's Engineering Services Department that provides more detailed information regarding pick-up/drop-offs. This plan would take the form of a control document to be implemented in the ongoing operation of the school;
- c) The developer must refer to Council's Traffic Management Strategy 2014, and accordingly develop, fund and implement Local Area Traffic Management (LATM) regarding safety and efficiency in the vicinity, to the satisfaction of Council's Engineering Services Department. Traffic calming measures should include but not be limited to:
 - The installation of a pedestrian refuge on the intersection of Cranbrook Road and Victoria Road, to improve pedestrian crossing to Victoria Road;
 - The enhancement of line marking and signposting on the intersection of Carrington Avenue, Cranbrook Lane and Cranbrook Road for turning movements and safety.
- d) More bicycle parking spaces to suit the proposed development and GTP strategies and targets, as well as the required eight (8) motorcycle parking spaces are to be provided, to the satisfaction of the Council's Engineering Services Department. This provision should be clearly depicted on the revised architectural drawings.
- e) All documentation is to be submitted as 'Final' versions, and not in 'Draft' version.
- f) The Proponent must prepare an Aboriginal Cultural Heritage Assessment (ACHA) in accordance with the Department of Planning, Industry and Environment (DPIE) Code of Practice for the Archaeological Investigation of Aboriginal Objects in NSW 2010. The report would allow for on-site investigation of the soil profile, identification of cultural deposits are present, their extent and location, assess their significance and provide the necessary documentation for and Aboriginal Heritage Impact Permit (AHIP).
- g) The Proponent must seek approval from Heritage NSW via an AHIP issued under s.90 of the National Parks and Wildlife Act 1974 to allow a program of Aboriginal archaeological test excavation to the subject development site to be completed in order to establish the potential archaeological and cultural heritage significance of the site and to identify the potential need for further mitigation of impact upon that significance to be implemented prior to the commencement of future construction works on the site.

Period within which evidence must be produced

The Applicant must produce evidence to Council sufficient enough to enable it to be satisfied as to those matters above within 365 days (1 year) of the date of determination.

Clause 95(4) of the *Regulation*:

*“The applicant may produce evidence to the consent authority sufficient to enable it to be satisfied as to those matters and, if the consent authority has specified a period for the purpose, the evidence **must be produced within that period.**”*

If the evidence is not produced within 365 days (1 year) of the date of determination this deferred commencement consent is of no effect, the consent does not operate and no Construction Certificate can be issued. No development can lawfully occur under this consent unless it operates.

Note: Nothing in the *Act* prevents a person from doing such things as may be necessary to comply with this condition. (See section 4.16(3) of the *Act*)

This consent does not operate until Council has acknowledged compliance with this condition in writing.

Note: Implementing the development prior to written confirmation of compliance may result in legal proceedings. If such proceedings are required Council will seek all costs associated with such proceedings as well as any penalty or order that the Court may impose. No *Construction Certificate* can be issued until all conditions including this condition required to be satisfied prior to the issue of any *Construction Certificate* have been satisfied.

Standard Condition: A3 (Autotext AA3)

A.4 Approved Plans and Supporting Documents

Those with the benefit of this consent must carry out all work and maintain the use and works in accordance with both the architectural plans to which is affixed a Council stamp “Approved” and supporting documents listed below as submitted by the Applicant unless modified by any following condition.

Where the plans relate to alterations or additions only those works shown in colour or highlighted are approved.

Reference	Description	Author/Drawn	Date(s)
	Architectural Plans		
C01	Proposed Site Plan	Adair Architects	Rev 3 18/02/20
D01	Proposed Car park Level	Adair Architects	Rev 3 18/02/20
D02	Proposed Court Level	Adair Architects	Rev 3 18/02/20
D10	Proposed Sections 1-500	Adair Architects	Rev 2 31/10/2019
E01	Proposed Car park Level 1-200	Adair Architects	Rev 2 31/10/2019
E02	Proposed Car park Level 1-200	Adair Architects	Rev 2 31/10/2019
E03	Proposed Car park Level 1-200	Adair Architects	Rev 2 31/10/2019
E04	Proposed Car park Level 1-200	Adair Architects	Rev 2

			31/10/2019
E05	Proposed Car park Level 1-200	Adair Architects	Rev 2 31/10/2019
E06	Proposed Car park Level 1-200	Adair Architects	Rev 2 31/10/2019
E10	Proposed Long Section AA	Adair Architects	Rev 2 31/10/2019
E11	Proposed Long Section BB	Adair Architects	Rev 2 31/10/2019
E12	Proposed Short Section CC	Adair Architects	Rev 2 31/10/2019
E13	Proposed Short Section DD	Adair Architects	Rev 2 31/10/2019
E14	Proposed Short Section EE	Adair Architects	Rev 2 31/10/2019
E15	Proposed Car Ramp Section	Adair Architects	Rev 2 31/10/2019
E20	Cranbrook Lane Elevations	Adair Architects	Rev 2 31/10/2019
E21	Cranbrook Lane Entrance 1-50	Adair Architects	14/11/2019
F01	Stair Elevations 1-100	Adair Architects	Rev 2 31/10/2019
F02	Stair Elevations 1-100	Adair Architects	Rev 2 31/10/2019
F03	Platform Elevations 1-100	Adair Architects	Rev 2
F04	Covered Stair Elevations 1-100	Adair Architects	31/10/2019
13789/2-AA	Preliminary Contamination Assessment	Geotechnique Pty Ltd	29/09/2016
Unreferenced	Assessment of Traffic and Parking Impacts	PTC Consultants	10 October 2019
Unreferenced	Supplementary Traffic Advice	PTC Consultants	15 February 2021
Unreferenced	Operational Transport and Access Management Plan, Draft issue	PTC Consultants	27 January 2021
Unreferenced	Green Travel Plan	PTC Consultants	9 February 2021
G01	Landscape Plan	Adair Architects	Rev 1, 10/10/2019
G02	Landscape Plan	Adair Architects	Rev 1, 10/10/2019
-	Construction Impact Assessment and Management Plan	George Palmer – Botany Tree Wise People	19/03/2020
-	Tree Table for The Scots College Macintyre Courts	George Palmer – Botany Tree Wise People	14/10/ 2019
-	Planting Schedule and Ground Treatment	George Palmer – Botany Tree Wise People	March 2020
G03	Site Waste Minimisation and Management Plan		Rev 2

Note: Warning to Accredited Certifiers – You should always insist on sighting the original Council stamped approved plans. You should not rely solely upon the plan reference numbers in this condition. Should the Applicant not be able to provide you with the original copy Council will provide you with access to its files so you may review our original copy of the approved plan.

Note: These plans and supporting documentation may be subject to conditions imposed under section 4.17(1)(g) of the *Act* modifying or amending the development (refer to conditions which must be satisfied prior to the issue of any *Construction Certificate*.)

Standard Condition: A5 (Autotext AA5)

A.5 Sydney Water Requirements

The following recommendations by Sydney Water are to be adhered to. Detailed requirements including any extensions or amplifications, will be provided once the development is referred to Sydney Water for a Section 73 application. More information about the Section 73 application process is available on the Sydney Water website (www.sydneywater.com.au) in the *Land Development Manual*.

a) Water Servicing

- Potable water servicing should be available via a 150mm water main on Victoria Road and a 125mm water main on Cranebrook Road.
- Amplifications and/or extensions may be required.

b) Wastewater Servicing

- Wastewater servicing should be available via multiple 150mm wastewater mains fronting the property.
- Amplifications, extensions, and adjustments may be required.

c) Sydney Water Servicing

A Section 73 Compliance Certificate under the Sydney Water Act 1994 must be obtained from Sydney Water.

The proponent is advised to make an early application for the certificate, as there may be water and wastewater pipes to be built that can take some time. This can also impact on other services and buildings, driveways or landscape designs.

Applications must be made through an authorised Water Servicing Coordinator. For help either visit www.sydneywater.com.au > Plumbing, building and developing > Developing > Land development or telephone 13 20 92.

d) Building Plan Approval

The approved plans must be submitted to the Sydney Water [Tap in™](#) online service to determine whether the development will affect any Sydney Water sewer or water main, stormwater drains and/or easement, and if further requirements need to be met.

The Sydney Water [Tap in™](#) online self-service replaces our Quick Check Agents as of 30 November 2015.

The [Tap in™](#) service provides 24/7 access to a range of services, including:

- building plan approvals
- connection and disconnection approvals
- diagrams
- trade waste approvals
- pressure information
- water meter installations
- pressure boosting and pump approvals
- changes to an existing service or asset, e.g. relocating or moving

an asset.

Sydney Water's [Tap in™](https://www.sydneywater.com.au/SW/plumbing-building-developing/building/sydney-water-tap-in/index.htm) online service is available at:
<https://www.sydneywater.com.au/SW/plumbing-building-developing/building/sydney-water-tap-in/index.htm>

e) Trade Wastewater Requirements

If this development is going to generate trade wastewater, the property owner must submit an application requesting permission to discharge trade wastewater to Sydney Water's sewerage system. You must obtain Sydney Water approval for this permit before any business activities can commence. It is illegal to discharge Trade Wastewater into the Sydney Water sewerage system without permission.

The permit application should be emailed to Sydney Water's Business Customer Services at businesscustomers@sydneywater.com.au

A Boundary Trap is required for all developments that discharge trade wastewater where arrestors and special units are installed for trade wastewater pre-treatment.

If the property development is for Industrial operations, the wastewater may discharge into a sewerage area that is subject to wastewater reuse. Find out from Business Customer Services if this is applicable to your development.

f) Backflow Prevention Requirements

Backflow is when there is unintentional flow of water in the wrong direction from a potentially polluted source into the drinking water supply.

All properties connected to Sydney Water's supply must install a testable Backflow Prevention Containment Device appropriate to the property's hazard rating. Property with a high or medium hazard rating must have the backflow prevention containment device tested annually. Properties identified as having a low hazard rating must install a non-testable device, as a minimum.

Separate hydrant and sprinkler fire services on non-residential properties, require the installation of a testable double check detector assembly. The device is to be located at the boundary of the property.

Before you install a backflow prevention device:

1. Get your hydraulic consultant or plumber to check the available water pressure versus the property's required pressure and flow requirements.
2. Conduct a site assessment to confirm the hazard rating of the property and its services. Contact PIAS at NSW Fair Trading on 1300 889 099.

For installation you will need to engage a licensed plumber with backflow accreditation who can be found on the Sydney Water website:
<http://www.sydneywater.com.au/Plumbing/BackflowPrevention/>

g) Water Efficiency Recommendations

Water is our most precious resource and every customer can play a role in its conservation. By working together with Sydney Water, business customers are able to reduce their water consumption. This will help your business save money, improve productivity and protect the environment.

Some water efficiency measures that can be easily implemented in your business are:

- Install water efficiency fixtures to help increase your water efficiency, refer to WELS (Water Efficiency Labelling and Standards) Scheme, <http://www.waterrating.gov.au/>
- Consider installing rainwater tanks to capture rainwater runoff, and reusing it, where cost effective. Refer to <http://www.sydneywater.com.au/Water4Life/InYourBusiness/RWTCalculator.cfm>
- Install water-monitoring devices on your meter to identify water usage patterns and leaks.
- Develop a water efficiency plan for your business.

It is cheaper to install water efficiency appliances while you are developing than retrofitting them later.

h) Contingency Plan Recommendations

Under Sydney Water's [customer contract](#) Sydney Water aims to provide Business Customers with a continuous supply of clean water at a minimum pressure of 15 meters head at the maintap. This is equivalent to 146.8kpa or 21.29psi to meet reasonable business usage needs.

Sometimes Sydney Water may need to interrupt, postpone or limit the supply of water services to your property for maintenance or other reasons. These interruptions can be planned or unplanned.

Water supply is critical to some businesses and Sydney Water will treat vulnerable customers, such as hospitals, as a high priority.

Have you thought about a contingency plan for your business? Your Business Customer Representative will help you to develop a plan that is tailored to your business and minimises productivity losses in the event of a water service disruption.

For further information please visit the Sydney Water website at: <http://www.sydneywater.com.au/OurSystemsandOperations/TradeWaste/> or contact Business Customer Services on 1300 985 227 or businesscustomers@sydneywater.com.au.

A.6 CPTED – NSW Police Force

The following recommendations of the NSW Police Force are to be adhered to:

- a) Non porous surfaces, anti-graffiti coatings and silicone based paints are to be used to reduce the damage and expense caused from graffiti. Green screens comprised of wall hugging plants or vines can be used to protect walls and other structures from graffiti and vandalism.
- b) Installation of effective signage and use of physical barriers such as landscaping to define public and private spaces.
- c) The car park is to be well lit at night.
- d) An adequate CCTV system is to be installed and monitored within the common areas, entry/exit doors and driveways, and internal and external car park areas to monitor staff and students safely.
- e) Lighting is to be designed to Australian and New Zealand Lighting Standards. All external lighting fixtures should be vandal resistant. Lighting should be carefully considered in areas covered by CCTV to allow for optimum viewing. Lighting should be free of obstructions, such as columns, pipes, etc. Transition lighting should also be used throughout the site to reduce vision impairment, i.e. impairment caused by walking from dark to light places and light to dark places. The choice of light fixtures should enable accurate colour renditions such as white LED, to increase accuracy of witness descriptions of potential offenders.
- f) Electronic opening gates with controllable access is recommended to reduce crime risk.
- g) The use of security sensor lights and a security company to monitor the site while construction is in progress is recommended.

A.7 Development Consent is Not Granted in Relation to these Matters

This approval does not give consent to:

- a) Any lighting to the tennis courts. Note: Any future application must address the requirements of AS/NZS 4284:2019: *Control of the obtrusive effects of outdoor lighting*.
- b) Any pruning of Tree No. 1 *Ficus microcarpa* var. 'Hillii' (Hills Weeping Fig) or Tree No.2 *Ficus microcarpa* var. 'Hillii' (Hills Weeping Fig) both located adjacent the Cranbrook Road boundary near Macintyre house within the subject property. A separate Tree Work application will need to be submitted prior to such work being considered or approved. Any Tree Work application submitted to Council for the pruning of Tree No.s 1 and 2 must be accompanied with supporting information to justify the reasons for pruning the subject trees. Claimed hazards such as included branch unions must be substantiated through internal diagnostic testing such as Picus or Resistograph testing. For Council to consider an application to prune the trees due to excessive shading, the applicant must adequately demonstrate the extent of claimed excessive shading.
- c) Installing gap graded fill over the Tree Protection Zone area of Tree No. 1 *Ficus microcarpa* var. 'Hillii' (Hills Weeping Fig) or Tree No.2 *Ficus microcarpa* var. 'Hillii' (Hills Weeping Fig) both located adjacent the Cranbrook Road boundary near Macintyre house.

A separate Development Consent or Complying Development Certificate, and certificates under section 6.4 of the *Act*, as appropriate, will need to be obtained prior to such development work commencing.

A.8 Reuse of sandstone

Any removed sandstone blocks on the Fairfax House campus site must be salvaged and stored in an appropriate location for later reuse. The programme of works shall take into account the existing sandstone blocks and storage. If the quantity of sandstone material exceeds the needs of the site, or if the approved development does not provide for the use of any sandstone, the material must be stored in an appropriate location for later reuse.

A.9 Tree Preservation & Approved Landscaping Works

All landscape works shall be undertaken in accordance with the approved landscape plan, arborist report, tree management plan and transplant method statement as applicable.

a) The following trees shall be retained

- Trees on Private Land

Council Ref No.	Species	Location	Dimension (metres)
1	<i>Ficus microcarpa</i> var. 'Hillii' (Hills Weeping Fig)	Adjacent Cranbrook Road frontage	25 x 20
2	<i>Ficus microcarpa</i> var. 'Hillii' (Hills Weeping Fig)	Adjacent Cranbrook Road frontage	20 x 18
9	<i>Eucalyptus robusta</i> (Swamp Mahogany)	Eastern side of Macintyre House along Cranbrook Lane frontage	18 x 12

- Trees on Council Land

Council Ref No.	Species	Location	Dimension (metres)	Tree Value
3	<i>Eucalyptus robusta</i> (Swamp Mahogany)	Council verge – Cranbrook Road	20 x 9	
4	<i>Eucalyptus robusta</i> (Swamp Mahogany)		7 x 3	
5	<i>Lophostemon confertus</i> (Brush Box)		18 x 14	
6	<i>Eucalyptus robusta</i> (Swamp Mahogany)		28 x 14	

Note: The tree/s required to be retained should appear coloured green on the construction certificate plans.

b) The following trees may be removed:

Council Ref No.	Species	Location	Dimension (metres)
-----------------	---------	----------	--------------------

8	<i>Harpephyllum caffrum</i> (Wild Plum)	Eastern side of Macintyre House along Cranbrook Lane frontage	8 x 6
10	<i>Eucalyptus scoparia</i> (Willow Gum)	Cranbrook Lane frontage	8 x 6
11	<i>Agonis flexuosa</i> (Willow Myrtle)		8 x 6
12	<i>Lophostemon confertus</i> (Brush Box)		9 x 4
13	<i>Harpephyllum caffrum</i> (Wild Plum)		8 x 8
14	<i>Harpephyllum caffrum</i> (Wild Plum)		8 x 8
15	<i>Citharexylum spinosum</i> (Fiddlewood tree)		14 x 9
16	8 x <i>Citharexylum spinosum</i> (Fiddlewood tree)		~7 x 5 each

Note: Tree/s to be removed shall appear coloured red on the construction certificate plans.

B. Conditions which must be satisfied prior to the demolition of any building or construction

B.1 Construction Certificate Required Prior to Any Demolition

Where demolition is associated with an altered portion of, or an extension to an existing building the demolition of any part of a building is "commencement of erection of building" pursuant to section 6.6 of the *Act*.

In such circumstance all conditions in Part C and Part D of this consent must be satisfied prior to any demolition work. This includes, but is not limited to, the issue of a Construction Certificate, appointment of a Principal Certifier, and Notice of Commencement under the *Act*.

B.2 Establishment of Tree Protection Zone (TPZ) Fence

Tree Protection Zones shall be established around all trees to be retained and in accordance with Section 4 of the *Australian Standard Protection of Trees on Development Sites* (AS 4970- 2009). Tree protection zones must also comply with the following requirements;

a) Tree Protection Zone areas

Council Ref No.	Species	Tree Location	Fence Radius from Centre of Trunk (Metres)
1	<i>Ficus microcarpa</i> var. 'Hillii' (Hills Weeping Fig)	Adjacent Cranbrook Road frontage	20

2	<i>Ficus microcarpa</i> var. 'Hillii' (Hills Weeping Fig)	Adjacent Cranbrook Road frontage	20
9	<i>Eucalyptus robusta</i> (Swamp Mahogany)	Eastern side of Macintyre House along Cranbrook Lane frontage	12
3	<i>Eucalyptus robusta</i> (Swamp Mahogany)	Council verge – Cranbrook Road	7
4	<i>Eucalyptus robusta</i> (Swamp Mahogany)		4
5	<i>Lophostemon confertus</i> (Brush Box)		5
6	<i>Eucalyptus robusta</i> (Swamp Mahogany)		7

Note: Where this condition relates to street trees and the fence cannot be placed at the specified radius, the fencing shall be positioned so that the entire verge (nature strip) area in front of the subject property, excluding existing driveways, footpaths and bus stops is protected.

Note: Where this condition relates to trees on private property the radial distance of fencing shall be positioned only within the subject property and exclude the area of the approved development that may encroach into the Tree Protection Zone.

- b) Tree Protection Zones shall be fenced with a 1.8 metre high chainmesh or weldmesh fence and secured to restrict access. The fence shall be established prior to any materials being bought onto the site and before the commencement of works including demolition. The area within the fence shall be mulched and maintained to a depth of 75mm. The soil within the TPZ shall be kept in a moist condition for the duration of the construction works. Unless approved by the site arborist there shall be no access within the TPZ.
- c) A sign identifying the Tree Protection Zone shall be erected on each side of the protection fence indicating the existence of a TPZ. Signage must be visible from within the development site.
- d) No excavation, construction activity, grade changes, storage of materials, stockpiling, siting of works sheds, preparation of mixes or cleaning of tools is permitted within Tree Protection Zones, unless specified in Condition B.2 of this consent.
- e) Temporary access within the TPZ for pedestrian and machinery movements shall only be permitted with the approval of the site arborist or unless specified in this consent.
- f) The site foreman must be made aware of all tree protection requirements associated with these conditions of consent by the project arborist. Any subsequent site personnel and contractors to the site must be made aware of all tree protection requirements by the site foreman.

- g) The project arborist shall provide written certification of compliance with the above condition.

B.3 Permissible work within Tree Protection Zones

The following works are permissible within the Tree Protection Zone:

Council Ref No.	Species	Radius from Trunk (metres)	Approved works
1	<i>Ficus microcarpa</i> var. 'Hillii' (Hills Weeping Fig)	20	The proposed underground carpark and tennis courts. Proposed soft landscaping and raised deking.
2	<i>Ficus microcarpa</i> var. 'Hillii' (Hills Weeping Fig)	20	The proposed underground carpark and tennis courts. Proposed soft landscaping and raised deking.

The project arborist shall provide written certification of compliance with the above condition.

B.4 Arborists Documentation and Compliance Checklist

The site arborist shall provide written certification that all tree protection measures and construction techniques relevant to this consent have been complied with. Documentation for each site visit shall include:

- A record of the condition of trees to be retained prior to and throughout development;
- Recommended actions to improve site conditions and rectification of non-compliance; and
- Recommendations for future works which may impact the trees

All compliance certification documents shall be kept on site by the Site Foreman.

As a minimum the following intervals of site inspections must be made:

Stage of arboricultural inspection and supervision	Compliance documentation and photos shall be included
Prior to the demolition of any building or construction and prior to the commencement of any development work	<ul style="list-style-type: none">• The project arborist shall install or supervise the installation of tree protection fencing ensuring the fencing is included along the perimeter of the proposed building line where the radial distance of the TPZ extends into the proposed building footprint.
During any development work	<ul style="list-style-type: none">• The project arborist shall supervise all demolition and excavation works within the Tree Protection Zones of trees listed in this consent.

	<ul style="list-style-type: none">• The project arborist shall supervise the severing of any roots where necessary along the closest line of excavation to trees to be retained as part of this consent. The condition of exposed roots shall be managed and documented.• The project arborist shall ensure pier holes for the decking within the Tree Protection Zones of Tree No.s 1 and 2 are positioned to avoid the severance of and damage to roots greater than 50mm diameter.
Prior to any occupation or use of the building	<ul style="list-style-type: none">• Ensure all trees conditioned to be planted as part of this consent have been planted in accordance with the details prescribed in this consent.
Prior to the issue of a Final Occupation Certificate	<ul style="list-style-type: none">• The project arborist shall supervise the dismantling of tree protection measures

Inspections and compliance documentation shall be made by an arborist with AQF Level 5 qualifications.

Additional site visits shall be made when required by site arborist and/or site foreman for ongoing monitoring/supervisory work.

B.5 Identification of Hazardous Material

In accordance with Australian Standard AS2601: *The Demolition of Structures*, the Owner shall identify all hazardous substances located on the site including asbestos, polychlorinated biphenyls (PCBs), lead paint, underground storage tanks, chemicals, etc. per clause 1.6.1 of the Standard.

In this regard, **prior to the commencement of any work**, Council shall be provided with a written report prepared by a suitably qualified competent person detailing:

- all hazardous materials identified on the site,
- the specific location of all hazardous materials identified,
- whether the hazardous materials are to be removed from the site as part of the works to be undertaken, and
- safety measures to be put in place.

Note: This condition is imposed to protect the health and safety of all persons while works are being undertaken and to ensure all safety measures have been identified and are in place to protect all parties in the immediate vicinity of the site.

B.6 Public Road Assets Prior to Any Work/Demolition

To clarify the condition of the existing public infrastructure prior to the commencement of any development (including prior to any demolition), the Applicant or Owner must submit to Council a full record of the condition of the public road infrastructure adjacent to the development site.

The report must be submitted to Council **prior to the commencement of any work** and include photographs showing current condition and any existing damage fronting and adjoining the site to the:

- road pavement,
- kerb and gutter,
- footway including footpath pavement and driveways,
- retaining walls within the footway or road, and
- drainage structures/pits.

The reports are to be supplied in both paper copy and electronic format in Word. Photographs are to be in colour, digital and date stamped.

If the required report is not submitted then Council will assume there was no damage to any infrastructure in the immediate vicinity of the site prior to the commencement of any work under this consent.

Note: If the Applicant or Owner fails to submit the asset condition report required by this condition and damage is occasioned to public assets adjoining the site, Council will deduct from security any costs associated with remedying, repairing or replacing damaged public infrastructure. Nothing in this condition prevents Council making any claim against security held for this purpose
Standard Condition: B7

B.7 Noise Impact Assessment Report

Prior to any works commencing, a *Noise Impact Assessment Report* shall be prepared by a suitably qualified acoustic consultant to identify and provide a quantitative assessment of the main noise and vibration generating sources during demolition, site preparation, bulk excavation, construction, out of hours use of school facilities (tennis courts), additional carpark movements and mechanical plant (carpark ventilation systems).

The noise assessment shall outline measures to minimise and mitigate the potential noise impacts on surrounding occupiers of land. The report shall include, but not limited to, the following:

- Definition of noise and vibration noise assessment criteria for the construction and operation of the new development.
- Identification of likely demolition & construction phase noise and vibration impacts and recommended noise management controls.
- An assessment of noise from the use of mechanical plant systems for the proposed carpark. All selected mechanical plant and associated equipment should have a design goal that specifies noise emission from any set of primary, or secondary plant, or equipment, on the basis that if the equipment could operate at any time of the day or night, then the noise emission component, when measured at the nearest residential property façade should not exceed the nocturnal background noise level. The cumulative noise level from all relevant items of mechanical plant and equipment, when measured at the same location, must not exceed the nocturnal background noise level by more than 5 dB(A).
- An assessment of out of hours' use of school facilities (tennis courts being made available till 9:00pm).

Recommended noise management controls associated with the demolition and construction phases are to be implemented, prior to any works occurring.

B.8 Noise Control Objectives during Demolition Works

To assist in managing impacts of noise from the demolishing of the existing dwelling and outbuilding on residences and other sensitive land uses, it is recommended that the *NSW Department of Environment & Climate Change: Construction Noise Guideline* be applied to the site to provide a quantitative and qualitative assessment for evaluating performance and compliance of resultant noise from demolishing works of the existing dwelling and outbuilding. In particular reference is made to Table 2 of the *NSW Department of Environment & Climate Change: Construction Noise Guideline* which sets out management levels for noise at residences and other sensitive land uses.

B.9 Archaeological Features – Unexpected Findings

If unexpected archaeological features are discovered during the works covered by this approval, work must cease immediately in the affected area(s) and the Department of Premier and Cabinet, Community Engagement, Heritage must be notified. Additional assessment and approval pursuant to the Heritage Act 1977 may be required prior to works continuing in the affected area(s) based on the nature of the discovery.

Note: Definition of archaeological feature as per the NSW Heritage Manual: Any physical evidence of past human activity. Archaeological features include buildings, works, relics, structures, foundations, deposits, cultural landscapes and shipwrecks. During an archaeological excavation the term ‘feature’ may be used in a specific sense to refer to any item that is not a structure, a layer or an artefact (for example, a post hole).
Standard Condition: B8

B.10 Skeletal Remains

If any skeletal remains suspected of being human are found during construction works, work must cease immediately and no further disturbance of the site must occur. The NSW Police and the Department of Premier and Cabinet, Community Engagement, Heritage must be notified and details of the remains and their precise location are to be provided.

Standard Condition: B9

B.11 Aboriginal Objects – Unexpected Findings

If unexpected Aboriginal objects are found during the works covered by this approval, all work must cease immediately in the affected area(s) and the Department of Premier and Cabinet, Community Engagement, Heritage must be notified. Additional assessment and approval pursuant to the National Parks and Wildlife Act 1974 may be required prior to works continuing in the affected area(s) based on the nature of the discovery.

Note: The Definition of Aboriginal object as per the Woollahra Local Environmental Plan 2014: any deposit, object or other material evidence (not being a handicraft made for sale) relating to the Aboriginal habitation of an area of New South Wales, being habitation before or concurrent with (or both) the occupation of that area by persons of non-Aboriginal extraction, and includes Aboriginal remains.
Standard Condition: B10

C. Conditions which must be satisfied prior to the issue of any Construction Certificate

C.1 Modification of Details of the Development (section 4.17(1)(g) of the Act)

The approved plans and the Construction Certificate plans and specification, required to be submitted to the Certifying Authority pursuant to clause 139 of the *Regulation*, must detail the following amendments:

- a) Amended landscape plan, as follows:
 - i. Selected paving as marked on Landscape Plan No. G02/1, designed by Adair, dated 10/10/2019 shall be deleted to minimise impacts on the Tree Protection Zones of Tree No.1 *Ficus microcarpa* var. 'Hillii' (Hills Weeping Fig) and Tree No.2 *Ficus microcarpa* var. 'Hillii' (Hills Weeping Fig) located adjacent the Cranbrook Road boundary of the subject property. The area marked selected paving shall be replaced with low rise elevated decking constructed over the surface roots within the Tree Protection Zones of both trees.
 - ii. The decking shall be constructed with sufficient gaps in the decking surface to ensure that the existing moisture infiltration and gaseous exchange to the trees root systems are maintained.
 - iii. Landscape Plan No. G01/1, designed by Adair, dated 10/10/2019 shall be amended to show 6 x *Livistonia australis* (Cabbage Tree palm) to be planted in the proposed tree locations marked A on the plan. The 6 x *Livistonia australis* (Cabbage Tree palm) are to be super advanced specimens with a minimum trunk height of 2 metres at the time of planting.
 - iv. A replacement tree shall be planted in the vicinity of removed tree No.8 *Harpephyllum caffrum* (Wild Plum). The replacement tree shall be either *Banksia integrifolia* (Coastal Banksia) or *Angophora costata* (Sydney Pink Gum), growing in a 100 litre container at the time of planting.

These amendments are to be submitted to Council for approval prior to the issue of the construction certificate.

Note: The effect of this condition is that it requires design changes and/or further information to be provided with the Construction Certificate drawings and specifications to address specific issues identified during assessment under section 4.15 of the *Act*.

Note: Clause 146 of the *Regulation* prohibits the issue of any Construction Certificate subject to this condition unless the Certifying Authority is satisfied that the condition has been complied with.

Note: Clause 145 of the *Regulation* prohibits the issue of any Construction Certificate that is inconsistent with this consent.

Standard Condition: C4 (Autotext CC4)

C.2 Payment of Long Service Levy, Security, Contributions and Fees

The Certifying Authority must not issue any certificates under section 6.4 of the *Act* until provided with the original receipt(s) for the payment of all of the following levy, security, contributions, and fees prior to the issue of a Construction Certificate, Subdivision Certificate or Occupation Certificate, as will apply.

Description	Amount	Indexed	Council Fee Code
-------------	--------	---------	------------------

LONG SERVICE LEVY under <i>Building and Construction Industry Long Service Payments Act 1986</i>			
Long Service Levy www.longservice.nsw.gov.au/bci/levy/other-information/levy-calculator	Contact LSL Corporation or use online calculator	No	
SECURITY under section 4.17(6) of the <i>Environmental Planning and Assessment Act 1979</i>			
Property Damage Security Deposit -making good any damage caused to any property of the Council	\$253,942	No	T115
Tree Damage Security Deposit – making good any damage caused to any public tree	Nil	No	T114
Infrastructure Works Bond -completing any public work required in connection with the consent.	Nil	No	T113
Infrastructure Works Bond – remedying any defects in any public work that arise within 6 months after the work is completed	Nil	No	T113
DEVELOPMENT LEVY under Woollahra Section 94A Development Contributions Plan 2011 This plan may be inspected at Woollahra Council or downloaded at www.woollahra.nsw.gov.au			
Development Levy (section 7.12)	\$106,469.75 + Index Amount	Yes, quarterly	T96
INSPECTION FEES under section 608 of the <i>Local Government Act 1993</i>			
Public Tree Management Inspection Fee	Nil	No	T45
Public Road/Footpath Infrastructure Inspection Fee	\$480	No	
Security Administration Fee	\$194	No	T16
TOTAL SECURITY, CONTRIBUTIONS, LEVIES AND FEES	\$361,085.75 plus any relevant indexed amounts and long service levy		

Building and Construction Industry Long Service Payment

The long service levy under section 34 of the *Building and Construction Industry Long Service Payment Act 1986*, must be paid and proof of payment provided to the Certifying Authority prior to the issue of any Construction Certificate. The levy can be paid directly to the Long Service Corporation or to Council. Further information can be obtained from the Long Service Corporation website www.longservice.nsw.gov.au or the Long Service Corporation on 131 441.

How must the payments be made?

Payments must be made by:

- cash deposit with Council,
- credit card payment with Council, or
- bank cheque made payable to Woollahra Municipal Council.

The payment of a security may be made by a bank guarantee where:

- the guarantee is by an Australian bank for the amount of the total outstanding contribution,
- the bank unconditionally agrees to pay the guaranteed sum to the Council on written request by Council on completion of the development or no earlier than 12 months from the provision of the guarantee whichever occurs first [NOTE: a time limited bank guarantee or a bank guarantee with an expiry date is not acceptable],

- the bank agrees to pay the guaranteed sum without reference to the Applicant or landowner or other person who provided the guarantee and without regard to any dispute, controversy, issue or other matter relating to the development consent or the carrying out of development in accordance with the development consent,
- the bank guarantee is lodged with the Council prior to the issue of the Construction Certificate, and
- the bank's obligations are discharged when payment to the Council is made in accordance with the guarantee or when Council notifies the bank in writing that the guarantee is no longer required.

How will the section 7.12 levy (formerly known as 94A levy) be indexed?

To ensure that the value the development levy is not eroded over time by increases in costs, the proposed cost of carrying out development (from which the development levy is calculated) will be indexed either annually or quarterly (see table above). Clause 3.13 of the Woollahra Section 94A Development Contributions Plan 2011 sets out the formula and index to be used in adjusting the levy.

Do you need HELP indexing the levy?

Please contact Council's Customer Service Team on ph 9391 7000. Failure to correctly calculate the adjusted development levy will delay the issue of any certificate issued under section 6.4 of the *Act* and could void any such certificate (eg Construction Certificate, Subdivision Certificate, or Occupation Certificate).

Deferred or periodic payment of section 7.12 levy (formerly known as 94A levy) under the Woollahra Section 94A Development Contributions Plan 2011

Where the Applicant makes a written request supported by reasons for payment of the section 7.12 levy other than as required by clause 3.9, the Council may accept deferred or periodic payment. The decision to accept a deferred or periodic payment is at the sole discretion of the Council, which will consider:

- the reasons given,
- whether any prejudice will be caused to the community deriving benefit from the public facilities,
- whether any prejudice will be caused to the efficacy and operation of the Plan, and
- whether the provision of public facilities in accordance with the adopted works schedule will be adversely affected.

Council may, as a condition of accepting deferred or periodic payment, require the provision of a bank guarantee where:

- the guarantee is by an Australian bank for the amount of the total outstanding contribution,
- the bank unconditionally agrees to pay the guaranteed sum to the Council on written request by Council on completion of the development or no earlier than 12 months from the provision of the guarantee whichever occurs first [NOTE: a time limited bank guarantee or a bank guarantee with an expiry date is not acceptable],
- the bank agrees to pay the guaranteed sum without reference to the Applicant or landowner or other person who provided the guarantee and without regard to any dispute, controversy, issue or other matter relating to the development consent or the carrying out of development in accordance with the development consent,
- the bank guarantee is lodged with the Council prior to the issue of the Construction Certificate, and
- the bank's obligations are discharged when payment to the Council is made in accordance with the guarantee or when Council notifies the bank in writing that the guarantee is no longer required.

Any deferred or periodic payment of the section 7.12 levy will be adjusted in accordance with clause 3.13 of the Plan. The Applicant will be required to pay any charges associated with establishing or operating the bank guarantee. Council will not cancel the bank guarantee until the outstanding contribution as indexed and any accrued charges are paid.

Standard Condition: C5

C.3 Road and Public Domain Works

A separate application under Section 138 of the *Roads Act* 1993 is to be made to, and be approved by Council as the road authority, for the following infrastructure works prior to the issuing of any Construction Certificate. The infrastructure works must be carried out at the applicant's expense:

- a) The redundant layback and gutter in Cranbrook Lane is to be removed and reinstated into Council's standard integral kerb and gutter in accordance with Council's Specification for Roadworks, Drainage and Miscellaneous works and standard driveway drawing RF2_D.
- b) The construction of a new 6 metres wide layback including the replacement of the existing gutter in accordance with Council's Crossing Specification and standard driveway drawing RF2_D. The centreline of the new vehicular crossing shall be aligned with the centreline of the new internal driveway at the property boundary. Design longitudinal surface profiles along each side/edge for the proposed driveway must be submitted for assessment.
- c) The reinstatement of all damaged kerb and gutter and road pavement to match existing.
- d) Where a grass verge exists, the balance of the area between the footpath and the kerb over the full frontage of the proposed development must be turfed. The grass verge must be constructed to contain a uniform minimum 75mm of friable growing medium and have a total cover of Couch turf.
- e) The developer shall be responsible for carrying out all service investigations to allow a gravity connection.

Note: To ensure that this work is completed to Council's satisfaction, this consent by separate condition, may impose one or more Infrastructure Works Bonds.

Note: *Road* has the same meaning as in the *Roads Act* 1993.

Note: The intent of this condition is that the design of the road, footpaths, driveway crossings and public stormwater drainage works must be detailed and approved prior to the issue of any *Construction Certificate*. Changes in levels may arise from the detailed design of buildings, road, footpath, driveway crossing grades and stormwater. Changes required under *Roads Act* 1993 approvals may necessitate design and levels changes under this consent. This may in turn require the applicant to seek to amend this consent.

Note: See condition K24 in *Section K. Advising of this Consent titled Roads Act Application*.
Standard Condition: C13 (Autotext CC13)

C.4 Soil and Water Management Plan – Submission and Approval

The Principal Contractor or Owner-builder must submit to the Certifying Authority a soil and water management plan complying with:

- a) “*Do it Right On Site, Soil and Water Management for the Construction Industry*” published by the Southern Sydney Regional Organisation of Councils, 2001; and
- b) “*Managing Urban Stormwater - Soils and Construction*” 2004 published by the NSW Government (*The Blue Book*).

Where there is any conflict *The Blue Book* takes precedence.

The Certifying Authority must be satisfied that the soil and water management plan complies with the publications above prior to issuing any Construction Certificate.

Note: This condition has been imposed to eliminate potential water pollution and dust nuisance.

Note: The International Erosion Control Association – Australasia www.austieca.com.au lists consultant experts who can assist in ensuring compliance with this condition. Where erosion and sedimentation plans are required for larger projects it is recommended that expert consultants produce these plans.

Note: The “*Do it Right On Site, Soil and Water Management for the Construction Industry*” publication can be downloaded from www.woollahra.nsw.gov.au, and *The Blue Book* is available at www.environment.nsw.gov.au/stormwater/publications.htm.

Note: Pursuant to clause 161(1)(a)(5) of the *Regulation* an Accredited Certifier may be satisfied as to this matter.

Standard Condition: C25

C.5 Professional Engineering Details

The Construction Certificate plans and specifications, required by clause 139 of the *Regulation*, must include detailed professional engineering plans and/or specifications for all structural, electrical, hydraulic, hydrogeological, geotechnical, mechanical and civil work complying with this consent, approved plans, the statement of environmental effects and supporting documentation.

Detailed professional engineering plans and/or specifications must be submitted to the Certifying Authority with the application for any Construction Certificate.

Note: This does not affect the right of the developer to seek staged Construction Certificates.

Standard Condition: C36

C.6 Geotechnical and Hydrogeological Design, Certification and Monitoring

The Construction Certificate plans and specification required to be submitted to the Certifying Authority pursuant to clause 139 of the *Regulation* must be accompanied by a Geotechnical / Hydrogeological Monitoring Program together with civil and structural engineering details for foundation retaining walls, footings, basement tanking, and subsoil drainage systems, as applicable, prepared by a professional engineer, who is suitably qualified and experienced in geotechnical and hydrogeological engineering.

These details must be certified by the professional engineer to:

- a) Provide appropriate support and retention to ensure there will be no ground settlement or movement, during excavation or after construction, sufficient to cause an adverse impact on adjoining property or public infrastructure.
- b) Provide appropriate support and retention to ensure there will be no adverse impact on surrounding property or infrastructure as a result of changes in local hydrogeology (behaviour of groundwater).
- c) Provide foundation tanking prior to excavation such that any temporary changes to the groundwater level, during construction, will be kept within the historical range of natural groundwater fluctuations. Where the historical range of natural groundwater fluctuations is unknown, the design must demonstrate that changes in the level of the natural water table, due to construction, will not exceed 0.3m at any time.
- d) Provide tanking of all below ground structures to prevent the entry of all ground water such that they are fully tanked and no on-going dewatering of the site is required.
- e) Provide a Geotechnical and Hydrogeological Monitoring Program that:

- will detect any settlement associated with temporary and permanent works and structures,
- will detect deflection or movement of temporary and permanent retaining structures (foundation walls, shoring bracing or the like),
- will detect vibration in accordance with AS 2187.2-1993 Appendix J including acceptable velocity of vibration (peak particle velocity),
- will detect groundwater changes calibrated against natural groundwater variations,
- details the location and type of monitoring systems to be utilised,
- details the pre-set acceptable limits for peak particle velocity and ground water fluctuations,
- details recommended hold points to allow for the inspection and certification of geotechnical and hydrogeological measures by the professional engineer, and
- details a contingency plan.

Standard Condition: C40 (Autotext: CC40)

C.7 Ground Anchors

This development consent does NOT give approval to works or structures over, on or under public roads or footpaths excluding minor works subject to separate Road Opening Permit.

The use of permanent ground anchors under Council land is not permitted.

Temporary ground anchors may be permitted, in accordance with Council's "Rock Anchor Policy", where alternative methods of stabilisation would not be practicable or viable, and where there would be benefits in terms of reduced community impact due to a shorter construction period, reduced disruption to pedestrian and vehicular traffic on adjacent public roads, and a safer working environment.

If temporary ground anchors under Council land are proposed, a separate application, including payment of fees, must be made to Council under section 138 of the *Roads Act 1993*. Application forms and Council's "Rock Anchor Policy" are available from Council's website. Approval may be granted subject to conditions of consent. Four weeks should be allowed for assessment.

Note: To ensure that this work is completed to Council's satisfaction, this consent by separate condition, may impose one or more Infrastructure Works Bonds.

Note: *Road* has the same meaning as in the *Roads Act 1993*.

Note: Clause 20 of the *Roads (General) Regulation 2000* prohibits excavation in the vicinity of roads as follows: "**Excavations adjacent to road** - A person must not excavate land in the vicinity of a road if the excavation is capable of causing damage to the road (such as by way of subsidence) or to any work or structure on the road." Separate approval is required under the *Roads Act 1993* for any underpinning, shoring, soil anchoring (temporary) or the like within or under any road. Council will not give approval to permanent underpinning, shoring, soil anchoring within or under any road.

Standard Condition: C41 (Autotext: CC41)

C.8 Parking Facilities

The Construction Certificate plans and specifications required by clause 139 of the *Regulation*, must include detailed plans and specifications for all bicycle, carparking in compliance with AS2890.3:1993 *Parking Facilities - Bicycle Parking Facilities* and AS/NZS 2890.1:2004 : *Parking Facilities - Off-Street Car Parking* respectively.

The plans must address the following requirements and submitted to the Certifying Authority for approval prior to issue of any Construction Certificate:

- a) The layout of the proposed parking spaces No. 79 & 80 must be redesigned so that they have minimum dimensions of 2.5m x 5.4m, to comply with AS2890.1.
- b) For the proposed accessible parking spaces, bollards shall be placed in the shared area as per Figure 2.2 of AS2890.6.
- c) Pursuant to Clause 3.2.4 of AS2890.1, a 2m x 2.5m pedestrian splay, clear of any obstructions to visibility, shall be provided on both sides of the driveway exit. In this regard, any proposed structures including landscaping within these splay areas shall be sited clear to prevent obstructions to visibility. Alternatively, the proposed boundary fence and driveway gate in these splay areas must consist of tubular bars which are max.16mm in sizes with 100mm spacing in between bars to ensure adequate visibility.

The Certifying Authority has no discretion to vary the above requirements which are to be provided and maintained by this consent.

Standard Condition: C45 (Autotext: CC45)

C.9 Car and Commercial Parking Details

The *Construction Certificate* plans and specifications required by clause 139 of the Regulation, must include detailed plans and specifications for all bicycle, car and commercial vehicle parking in compliance with AS2890.3:1993 *Parking Facilities - Bicycle Parking Facilities*, AS/NZS 2890.1:2004 : *Parking Facilities - Off-Street Car Parking* and AS 2890.2:2002 – *Off-Street Parking: Commercial Vehicle Facilities* respectively.

The plans must satisfy the following requirement(s):

- d) A 2m x 2.5m driveway sightline splay be provided along both sides of the access driveway to ensure adequate visibility between vehicles leaving the car park and pedestrians on the frontage road footpath. This should be clearly depicted on the architectural plans. Any landscape proposed within the pedestrian splays shall be groundcover type to ensure visibility;
- e) Other conditions imposed by Development Engineers.

Access levels and grades must comply with access levels and grade required by Council under the *Roads Act 1993*.

The Certifying Authority has no discretion to reduce or increase the number or area of car parking or commercial parking spaces required to be provided and maintained by this consent.

Standard Condition: C45 (Autotext: CC45)

C.10 Stormwater Management Plan

The *Construction Certificate* plans and specifications, required by Clause 139 of the *Regulation*, must include a *Stormwater Management Plan* for the site. The *Stormwater Management Plan* must detail:

- a) General design in accordance with stormwater plans, referenced 2019/V-35, prepared by JCL Development Solutions, dated 8 October 2019, other than amended by this and other conditions,
- b) The installation of minimum 74m³ rainwater tank for non-potable uses such as oval irrigation and car washing etc.
- c) Compliance the objectives and performance requirements of the BCA;
- d) General compliance with the Council's Woollahra DCP 2015 Chapter E2 – Stormwater and Flood Risk Management.

The *Stormwater Management Plan* must also include the following specific requirements:

Layout plan

A detailed drainage plan at a scale of 1:100 based on drainage calculations prepared in accordance with the Institute of Engineers Australia publication, *Australian Rainfall and Run-off*, 1987 edition or most current version thereof. It must include:

- a) All pipe layouts, dimensions, grades, lengths and material specification,
- b) Location of proposed rainwater tanks,
- c) All invert levels reduced to Australian Height Datum (AHD),
- d) Location and dimensions of all drainage pits,
- e) Point and method of connection to Councils drainage infrastructure, and
- f) Overland flow paths over impervious areas.

Rainwater Reuse System details:

-) Any potential conflict between existing and proposed trees and vegetation,
- a) Internal dimensions and volume of the proposed rainwater storage,
- b) Plans, elevations and sections showing the rainwater tanks, finished surface level and adjacent structures,
- c) Details of access and maintenance facilities,
- d) Construction and structural details of all tanks and pits and/or manufacturer's specifications for proprietary products,
- e) Details of the emergency overland flow-path (to an approved Council drainage point) in the event of a blockage to the rainwater tanks,

Note: This Condition is imposed to ensure that site stormwater is disposed of in a controlled and sustainable manner.

Note: The collection, storage and use of rainwater is to be in accordance with *Standards Australia HB230-2008 "Rainwater Tank Design and Installation Handbook"*.

C.11 Tree Management Plan

The *Construction Certificate* plans and specifications shall show the following information:

- a) Trees to be numbered in accordance with these conditions:
- shaded green where required to be retained and protected
 - shaded red where authorised to be removed
 - shaded yellow where required to be transplanted
 - shaded blue where required to be pruned
- b) References to applicable tree management plan, arborists report or transplant method statement.

This plan shall be kept on site until the issue of the final occupation certificate.

D. Conditions which must be satisfied prior to the commencement of any development work

D.1 Compliance with Building Code of Australia and insurance requirements under the [Home Building Act 1989](#)

For the purposes of section 4.17(11) of the *Act*, the following conditions are prescribed in relation to a development consent for development that involves any building work:

- a) that the work must be carried out in accordance with the requirements of the Building Code of Australia,
- b) in the case of residential building work for which the [Home Building Act 1989](#) requires there to be a contract of insurance in force in accordance with Part 6 of that Act, that such a contract of insurance is in force before any building work authorised to be carried out by the consent commences.

This condition does not apply:

- a) to the extent to which an exemption is in force under the *Home Building Regulation 2004*, or
- b) to the erection of a temporary building.

In this condition, a reference to the BCA is a reference to that code as in force on the date the application for the relevant Construction Certificate is made.

Note: This condition must be satisfied prior to commencement of any work in relation to the contract of insurance under the *Home Building Act 1989*. This condition also has effect during the carrying out of all building work with respect to compliance with the Building Code of Australia.

Note: All new guttering is to comply with the provisions of Part 3.5.2 of the Building Code of Australia.
Standard Condition: D1 (Autotext DD1)

D.2 Soil Contamination – Detailed Site Investigation (Phase 2)

A Detailed Site Investigation (Phase 2) shall be prepared for the development site to confirm the extent of contamination and qualify the findings of the initial Preliminary Site Investigation: Geotechnique Pty Ltd. Report No. 13789/2-AA. 29 September 2016.

The Phase 2 investigation should involve intrusive techniques to collect field data and soil samples for analytical testing to determine the concentrations of contaminants of concern. The results of the DSI (Phase 2) will provide a “conceptual site model” which

will be reflective of actual risks and provide information to feed into Site-Specific Health and Environmental Risk Assessments and remediation design (Remediation Action Plan).

The Detailed Site Investigation report shall be submitted and approved by Woollahra Council prior to the carrying out of any development on the subject land.

D.3 Adjoining Buildings Founded on Loose Foundation Materials

The Principal Contractor must ensure that a professional engineer determines the possibility of any adjoining buildings founded on loose foundation materials being affected by piling, piers or excavation. The professional engineer (geotechnical consultant) must assess the requirements for underpinning any adjoining or adjacent buildings founded on such soil on a case by case basis and the Principal Contractor must comply with any reasonable direction of the professional engineer.

Note: A failure by contractors to adequately assess and seek professional engineering (geotechnical) advice to ensure that appropriate underpinning and support to adjoining land is maintained prior to commencement may result in damage to adjoining land and buildings. Such contractors are likely to be held responsible for any damages arising from the removal of any support to supported land as defined by section 177 of the *Conveyancing Act 1919*.
Standard Condition: D6 (Autotext DD6)

D.4 Construction Management Plan

As a result of the site constraints, limited space and access a Construction Management Plan (CMP) is to be submitted to Council. Also, due to lack of on-street parking a Work Zone may be required during construction.

The Principal Contractor or Owner must submit an application for approval of the CMP by Council's Traffic Engineer and pay all fees associated with the application.

The CMP must be submitted as a self-contained document that outlines the nature of the construction project and as applicable, include the following information:

- a) Detail the scope of the works to be completed including details of the various stages, e.g. demolition, excavation, construction etc. and the duration of each stage.
- b) Identify local traffic routes to be used by construction vehicles.
- c) Identify ways to manage construction works to address impacts on local traffic routes.
- d) Identify other developments that may be occurring in the area and identify ways to minimise the cumulative traffic impact of these developments. Should other developments be occurring in close proximity (500m or in the same street) to the subject site, the developer/builder is to liaise fortnightly with the other developers/builders undertaking work in the area in order to minimise the cumulative traffic and parking impacts of the developments.
- e) Detail how construction workers will travel to and from the site and parking arrangements for those that drive.
- f) Identify any proposed road closures, temporary traffic routes, loss of pedestrian or cyclist access or reversing manoeuvres onto a public road and provide Traffic

- Control Plans (TCPs) prepared by an accredited RMS Red or Orange card holder to manage these temporary changes.
- g) Detail the size (including dimensions), numbers and frequency of arrival of the construction vehicles that will service the site for each stage of works.
 - h) Provide for the standing of vehicles during construction.
 - i) If construction vehicles are to be accommodated on the site, provide a scaled drawing showing where these vehicles will stand and the vehicle swept path to show that these vehicles can access and egress the site in a forward direction (including dimensions and all adjacent traffic control devices, such as parking restrictions, pedestrian facilities, kerb extensions, etc.).
 - j) If trucks are to be accommodated on Council property, provide a scaled drawing showing the location of any proposed Works Zone (including dimensions and all adjacent traffic control devices, such as parking restrictions, pedestrian facilities, kerb extensions, etc.).
 - k) Show the location of any site sheds and any anticipated use of cranes and concrete pumps and identify the relevant permits that will be required.
 - l) If a crane/s are to be accommodated on site, detail how the crane/s will be erected and removed, including the location, number and size of vehicles involved in the erection/removal of the crane/s, the duration of the operation and the proposed day and times, any full or partial road closures required to erect or remove the crane/s and appropriate Traffic Control Plans (TCPs) prepared by an approved RMS Red or Orange Card holder.
 - m) Make provision for all materials, plant, etc. to be stored within the development site at all times during construction.
 - n) State that any oversized vehicles proposed to operate on Council property (including Council approved Works Zones) will attain a Permit to Stand Plant on each occasion (Note: oversized vehicles are vehicles longer than 7.5m or heavier than 4.5T.)
 - o) Show the location of any proposed excavation and estimated volumes.
 - p) When demolition, excavation and construction works are to be undertaken on school days, all vehicular movements associated with this work shall only be undertaken between the hours of 9.30am and 2.30pm, in order to minimise disruption to the traffic network during school pick up and drop off times.
 - q) Show the location of all Tree Protection (Exclusion) zones (Note: storage of building materials or access through Reserve will not be permitted without prior approval by Council).

Note: A minimum of eight weeks will be required for assessment. Work must not commence until the Construction Management Plan is approved. Failure to comply with this condition may result in fines and proceedings to stop work.
Standard Condition: D9 (Autotext: DD9)

D.5 Works (Construction) Zone – Approval and Implementation

A Works Zone may be required for this development. The Principal Contractor or Owner can apply for a works zone. If the works zone is approved the Principal Contractor or Owner must pay all fees for this Works Zone before it can be installed.

The Principal Contractor must pay all fees associated with the application and occupation and use of the road as a Works Zone. All Works Zone signs must have been erected by Council to permit enforcement of the Works Zone by Council's

Rangers and NSW Police before commencement of any work. Signs are not erected until full payment of works zone fees.

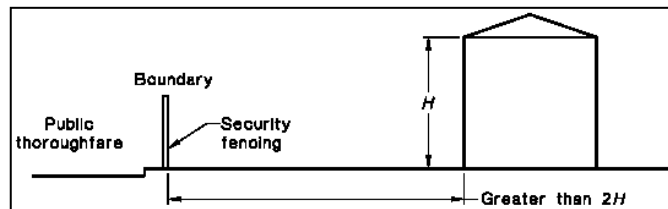
Note: The Principal Contractor or Owner must allow not less than four to six weeks (for routine applications) from the date of making an application to the Traffic Committee (Woollahra Local Traffic Committee) constituted under the clause 22 of the *Transport Administration (General) Regulation 2000* to exercise those functions delegated by the Roads and Maritime Services under section 50 of the *Transport Administration Act 1988*.

Note: The enforcement of the works zone is at the discretion of Council's Rangers and the NSW Police Service. The Principal Contractor must report any breach of the works zone to either Council or the NSW Police Service.

Standard Condition: D10 (Autotext DD10)

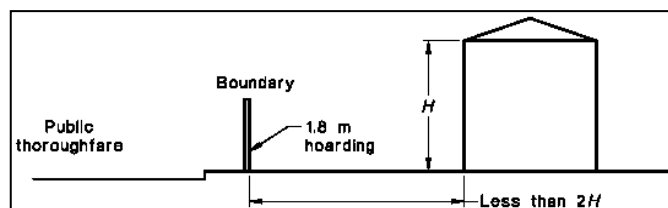
D.6 Security Fencing, Hoarding and Overhead Protection

Security fencing must be provided around the perimeter of the development site, including any additional precautionary measures taken to prevent unauthorised entry to the site at all times during the demolition, excavation and construction period. Security fencing must be the equivalent 1.8m high chain wire as specified in AS 1725.



Type A Hoarding

Where the development site adjoins a public thoroughfare, the common boundary between them must be fenced for its full length with a hoarding, unless the least horizontal distance between the common boundary and the nearest parts of the structure is greater than twice the height of the structure. The hoarding must be constructed of solid materials (chain wire or the like is not acceptable) to a height of not less than 1.8m adjacent to the thoroughfare.



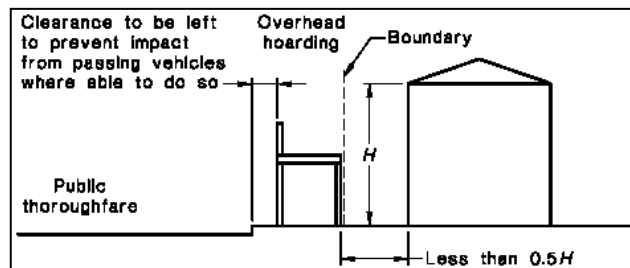
Type B Hoarding

Where a development site adjoins a public thoroughfare with a footpath alongside the common boundary then, in addition to the hoarding required above, the footpath must be covered by an overhead protective structure and the facing facade protected by heavy-duty scaffolding, unless either:

- the vertical height above footpath level of the structure being demolished is less than 4.0m; or
- the least horizontal distance between footpath and the nearest part of the structure is greater than half the height of the structure.

The overhead structure must consist of a horizontal platform of solid construction and vertical supports, and the platform must:

- a) extend from the common boundary to 200mm from the edge of the carriageway for the full length of the boundary,
- b) have a clear height above the footpath of not less than 2.1m,
- c) terminate 200mm from the edge of the carriageway (clearance to be left to prevent impact from passing vehicles) with a continuous solid upstand projecting not less than 0.5m above the platform surface, and
- d) together with its supports, be designed for a uniformly distributed live load of not less than 7 kPa.



The Principal Contractor or Owner-builder must ensure that overhead protective structures are installed and maintained in accordance with the NSW “*Code of Practice - Overhead Protective Structures 1995*”. This is code available at www.safework.nsw.gov.au/_data/assets/pdf_file/0008/52883/Overhead-protective-structures-Code-of-practice.pdf

All Hoardings

Security fencing, hoarding and overhead protective structure must not obstruct access to utilities services including but not limited to man holes, pits, stop valves, fire hydrants or the like.

Hoardings on Public Land

The Principal Contractor or Owner-builder must pay all fees associated with the application and occupation and use of the road (footway) for required hoarding or overhead protection.

A creative hoarding (i.e. an approved artwork or historic image affixed to the hoarding) is required if the hoarding meets the criteria in Council’s Creative Hoardings Policy (adopted March 2020). The cost of printing and affixing the creative hoarding is the responsibility of the Principal Contractor or Owner-builder. The Creative Hoardings Policy can be downloaded from Council’s website www.woollahra.nsw.gov.au

Note: The Principal Contractor or Owner must allow not less than two (2) weeks from the date of making a hoarding application for determination. Any approval for a hoarding or overhead protection under the *Roads Act 1993* will be subject to its own conditions and fees.

Note: Council seeks to increase public art in the public domain by requiring artwork or historic images on hoardings located on public land. Under the Creative Hoardings Policy an application for a hoarding proposed on public land will require an approved artwork or historic image affixed to the hoarding if the hoarding meets the criteria in section 3 of the Policy:

- A. Hoardings proposed on land zoned B2 Local Centre, or B4 Mixed Use, or SP2 Infrastructure under Woollahra Local Environmental Plan 2014 AND erected for 8 weeks or more
OR
- B. Hoardings proposed on land located along a State classified road (regardless of the zone) AND erected for 8 weeks or more
OR
- C. Hoardings proposed in any other location than that referred to in A. and B. above AND erected for 12 weeks or more, except where:
 - i. the capital investment value of the work to which the hoarding relates is less than \$1 million
OR
 - ii. the land is zoned R2 Low Density Residential
OR
 - iii. the land is zoned R3 Medium Density Residential and the hoarding located in a lane or street that does not have through traffic (eg a cul-de-sac or no through road).

Artwork and historic images for the hoardings are assessed and approved in accordance with the Creative Hoardings Policy. Details of the artwork or images proposed to be affixed to the hoardings must be submitted with Council's form "Application for a permit to use a footpath for the erection of a hoarding/scaffolding".

The Creative Hoardings Policy can be downloaded from www.woollahra.nsw.gov.au or for more information contact Council's Cultural Development Team.

Standard Condition: D11 (Autotext DD11)

D.7 Site Signs

The Principal Contractor or Owner-builder must ensure that the sign/s required by clauses 98A and 227A of the *Regulation* is/are erected and maintained at all times.

Clause 98A of the *Regulation* provides:

Erection of signs

- For the purposes of section 4.17(11) of the *Act*, the requirements of subclauses (2) and (3) are prescribed as conditions of a development consent for development that involves any building work, subdivision work or demolition work.
- A sign must be erected in a prominent position on any site on which building work, subdivision work or demolition work is being carried out:
 - a. showing the name, address and telephone number of the Principal Certifier for the work, and
 - b. showing the name of the principal contractor (if any) for any building work and a telephone number on which that person may be contacted outside working hours, and
 - c. stating that unauthorised entry to the work site is prohibited.
- Any such sign is to be maintained while the building work, subdivision work or demolition work is being carried out, but must be removed when the work has been completed.
- This clause does not apply in relation to building work, subdivision work or demolition work that is carried out inside an existing building that does not affect the external walls of the building.
- This clause does not apply in relation to Crown building work that is certified, in accordance with section 6.28 of the *Act*, to comply with the Building Code of Australia.

Clause 227A of the *Regulation* provides:

Signs on development sites

If there is a person who is the Principal Certifier or the Principal Contractor for any building work, subdivision work or demolition work authorised to be carried out on a site by a development consent or complying development certificate:

- Each such person MUST ensure that a rigid and durable sign showing the person's identifying particulars so that they can be read easily by anyone in any public road or other public place adjacent to the site is erected in a prominent position on the site before the commencement of work, and is maintained on the site at all times while this clause applies until the work has been carried out.

Note: Clause 227A imposes a penalty exceeding \$1,000 if these requirements are not complied with.

Note: If Council is appointed as the Principal Certifier it will provide the sign to the Principal Contractor or Owner-builder who must ensure that the sign is erected and maintained as required by clause 98A and clause 227A of the *Regulation*.

Standard Condition: D12 (Autotext DD12)

D.8 Toilet Facilities

Toilet facilities are to be provided, at or in the vicinity of the work site on which work involved in the erection or demolition of a building is being carried out, at the rate of one toilet for every 20 persons or part of 20 persons employed at the site.

Each toilet provided:

- a) must be a standard flushing toilet, and
- b) must be connected to a public sewer, or
- c) if connection to a public sewer is not practicable, to an accredited sewage management facility approved by the Council, or
- d) if connection to a public sewer or an accredited sewage management facility is not practicable, to some other sewage management facility approved by the Council.

The provision of toilet facilities in accordance with this condition must be completed before any other work is commenced.

In this condition:

accredited sewage management facility means a sewage management facility to which Division 4A of Part 3 of the *Local Government (Approvals) Regulation 1993* applies, being a sewage management facility that is installed or constructed to a design or plan the subject of a certificate of accreditation referred to in clause 95B of the *Local Government (Approvals) Regulation 1993*.

approved by the Council means the subject of an approval in force under Division 1 of Part 3 of the *Local Government (Approvals) Regulation 1993*.

public sewer has the same meaning as it has in the *Local Government (Approvals) Regulation 1993*.

sewage management facility has the same meaning as it has in the *Local Government (Approvals) Regulation 1993*.

Note: This condition does not set aside the requirement to comply with SafeWork NSW requirements.

Standard Condition: D13 (Autotext DD13)

D.9 Erosion and Sediment Controls – Installation

The Principal Contractor or Owner-builder must install and maintain water pollution, erosion and sedimentation controls in accordance with:

- a) The Soil and Water Management Plan if required under this consent;
- b) “*Do it Right On Site, Soil and Water Management for the Construction Industry*” published by the Southern Sydney Regional Organisation of Councils, 2001; and
- c) “*Managing Urban Stormwater - Soils and Construction*” 2004 published by the NSW Government (*The Blue Book*).

Where there is any conflict *The Blue Book* takes precedence.

Note: The International Erosion Control Association – Australasia (www.austieca.com.au/) lists consultant experts who can assist in ensuring compliance with this condition. Where Soil and

Water Management Plan is required for larger projects it is recommended that this be produced by a member of the International Erosion Control Association – Australasia.

Note: The “Do it Right On Site, Soil and Water Management for the Construction Industry” publication can be downloaded from www.woollahra.nsw.gov.au and *The Blue Book* is available at www.environment.nsw.gov.au/stormwater/publications.htm

Note: A failure to comply with this condition may result in penalty infringement notices, prosecution, notices and orders under the *Act* and/or the *Protection of the Environment Operations Act 1997* **without any further warning**. It is a criminal offence to cause, permit or allow pollution.

Note: Section 257 of the *Protection of the Environment Operations Act 1997* provides inter alia that “the occupier of premises at or from which any pollution occurs is taken to have caused the pollution”

Warning: Irrespective of this condition any person occupying the site may be subject to proceedings under the *Protection of the Environment Operations Act 1997* where pollution is caused, permitted or allowed as the result of their occupation of the land being developed.
Standard Condition: D14 (Autotext DD14)

D.10 Building - Construction Certificate, Appointment of Principal Certifier, Appointment of Principal Contractor and Notice of Commencement (Part 6, Division 6.3 of the *Act*)

The erection of the building in accordance with this development consent must not be commenced until:

- a) A Construction Certificate for the building work has been issued by the consent authority, the Council (if the Council is not the consent authority) or an accredited Certifier, and
- b) The person having the benefit of the development consent has:
 - appointed a Principal Certifier for the building work, and
 - notified the Principal Certifier that the person will carry out the building work as an Owner-builder, if that is the case, and
- c) The Principal Certifier has, no later than 2 days before the building work commences:
 - notified the consent authority and the Council (if the Council is not the consent authority) of his or her appointment, and
 - notified the person having the benefit of the development consent of any critical stage inspections and other inspections that are to be carried out in respect of the building work, and
- d) The person having the benefit of the development consent, if not carrying out the work as an Owner-builder, has:
 - appointed a Principal Contractor for the building work who must be the holder of a contractor licence if any residential building work is involved, and
 - notified the Principal Certifier of any such appointment, and
 - unless that person is the Principal Contractor, notified the Principal Contractor of any critical stage inspections and other inspections that are to be carried out in respect of the building work, and
 - given at least 2 days’ notice to the Council of the person’s intention to commence the erection of the building.

Note: *building* has the same meaning as in section 1.4 of the *Act* and includes part of a building and any structure or part of a structure.

Note: *new building* has the same meaning as in section 6.1 of the *Act* and includes an altered portion of, or an extension to, an existing building.

Note: The commencement of demolition works associated with an altered portion of, or an extension to, an existing building is considered to be the commencement of building work requiring compliance with section 6.6(2) of the *Act* (including the need for a Construction Certificate) prior to any demolition work. See: *Over our Dead Body Society Inc v Byron Bay Community Association Inc* [2001] NSWLEC 125.

Note: Construction Certificate Application, PC Service Agreement and Notice of Commencement forms can be downloaded from Council's website www.woollahra.nsw.gov.au

Note: It is an offence for any person to carry out the erection of a *building* in breach of this condition and in breach of section 6.6(2) of the *Act*.
Standard Condition: D15 (Autotext DD15)

E. Conditions which must be satisfied during any development work

E.1 Compliance with BCA and Insurance Requirements under the [Home Building Act 1989](#)

For the purposes of section 4.17(11) of the *Act*, the following condition is prescribed in relation to a development consent for development that involves any building work:

- a) that the work must be carried out in accordance with the requirements of the Building Code of Australia (BCA),
- b) in the case of residential building work for which the [Home Building Act 1989](#) requires there to be a contract of insurance in force in accordance with Part 6 of that Act, that such a contract of insurance is in force before any building work authorised to be carried out by the consent commences.

This condition does not apply:

- a) to the extent to which an exemption is in force under clause 187 or 188, subject to the terms of any condition or requirement referred to in clause 187 (6) or 188 (4) of the *Regulation*, or
- b) to the erection of a temporary building.

In this clause, a reference to the BCA is a reference to that Code as in force on the date the application for the relevant Construction Certificate is made.

Note: All new guttering is to comply with the provisions of Part 3.5.2 of the Building Code of Australia.
Standard Condition: E1 (Autotext EE1)

E.2 Compliance with Australian Standard for Demolition

Demolition of buildings and structures must comply with Australian Standard AS 2601—2001: *The Demolition of Structures*.

Standard Condition: E2 (Autotext EE2)

E.3 Compliance with Construction Management Plan

All development activities and traffic movements must be carried out in accordance with the approved Construction Management Plan (CMP). All controls in the CMP must be maintained at all times. A copy of the CMP must be kept on-site at all times and made available to the Principal Certifier or Council on request.

Note: Irrespective of the provisions of the Construction Management Plan the provisions of traffic and parking legislation prevails.
Standard Condition: E3 (Autotext EE3)

E.4 Requirement to Notify about New Evidence

Any new information which comes to light during remediation, demolition or construction works which has the potential to alter previous conclusions about site contamination, heritage significance, threatened species or other relevant matters must be immediately notified to Council and the Principal Certifier.

Standard Condition: E4 (Autotext EE4)

E.5 Critical Stage Inspections

Critical stage inspections must be called for by the Principal Contractor or Owner-builder as required by the Principal Certifier, any PC service agreement, the *Act* and the *Regulation*.

Work must not proceed beyond each critical stage until the Principal Certifier is satisfied that work is proceeding in accordance with this consent, the Construction Certificate(s) and the *Act*.

Critical stage inspections means the inspections prescribed by the *Regulations* for the purposes of section 6.5 of the *Act* or as required by the Principal Certifier and any PC Service Agreement.

Note: The PC may require inspections beyond mandatory critical stage inspections in order that the PC be satisfied that work is proceeding in accordance with this consent.

Note: The PC may, in addition to inspections, require the submission of Compliance Certificates, survey reports or evidence of suitability in accordance with Part A2.2 of the BCA in relation to any matter relevant to the development.

Standard Condition: E5 (Autotext EE5)

E.6 Hours of Work –Amenity of the Neighbourhood

- a) No *work* must take place on any Sunday or public holiday.
- b) No *work* must take place before 7am or after 5pm any weekday.
- c) No *work* must take place before 7am or after 1pm any Saturday.
- d) The following *work* **must not** take place before 9am or after 4pm any weekday, or before 9am or after 1pm any Saturday or at any time on a Sunday or public holiday:
 - (i) piling,
 - (ii) piercing,
 - (iii) rock or concrete cutting, boring or drilling,
 - (iv) rock breaking,
 - (v) rock sawing,
 - (vi) jack hammering, or
 - (vii) machine excavation.
- e) No loading or unloading of material or equipment associated with the activities listed in part d) above must take place before 9am or after 4pm any weekday, or before 9am or after 1pm any Saturday or at any time on a Sunday or public holiday.
- f) No operation of any equipment associated with the activities listed in part d) above must take place before 9am or after 4pm any weekday, or before 9am or after 1pm any Saturday or at any time on a Sunday or public holiday.

- g) No rock excavation being cutting, boring, drilling, breaking, sawing, jack hammering or bulk excavation of rock, must occur without a 15 minute break every hour.

This condition has been imposed to mitigate the impact of work upon the amenity of the neighbourhood. Impact of work includes, but is not limited to, noise, vibration, dust, odour, traffic and parking impacts.

Note: The use of noise and vibration generating plant and equipment and vehicular traffic, including trucks in particular, significantly degrade the amenity of neighbourhoods and more onerous restrictions apply to these activities. This more invasive work generally occurs during the foundation and bulk excavation stages of development. If you are in doubt as to whether or not a particular activity is considered to be subject to the more onerous requirement (9am to 4pm weekdays and 9am to 1pm Saturdays) please consult with Council.

Note: Each and every breach of this condition by any person may be subject to a separate penalty infringement notice or prosecution.

Note: The delivery and removal of plant, equipment and machinery associated with wide loads subject to RMS and NSW Police restrictions on their movement outside the approved hours of work will be considered on a case by case basis.

Note: Compliance with these hours of work does not affect the rights of any person to seek a remedy to offensive noise as defined by the *Protection of the Environment Operations Act 1997*, the *Protection of the Environment Operations (Noise Control) Regulation 2017*.

Note: NSW EPA Noise Guide is available at www.epa.nsw.gov.au/noise/nglg.htm
Standard Condition: E6 (Autotext EE6)

E.7 Public Footpaths – Safety, Access and Maintenance

The Principal Contractor or Owner-builder and any other person acting with the benefit of this consent must:

- a) Not erect or maintain any gate or fence swing out or encroaching upon the road or the footway.
- b) Not use the road or footway for the storage of any article, material, matter, waste or thing.
- c) Not use the road or footway for any work.
- d) Keep the road and footway in good repair free of any trip hazard or obstruction.
- e) Not stand any plant and equipment upon the road or footway.
- f) Provide a clear safe pedestrian route a minimum of 1.5m wide.
- g) Protect heritage listed street name inlays in the footpath which are not to be removed or damaged during development.

This condition does not apply to the extent that a permit or approval exists under the section 148B of the *Road Transport Act 2013*, section 138 of the *Roads Act 1993* or section 68 of the *Local Government Act 1993* except that at all time compliance is required with:

- a) Australian Standard AS 1742 (Set): *Manual of uniform traffic control devices* and all relevant parts of this set of standards.
- b) Australian Road Rules.

Note: Section 73 of the *Road Transport (Safety and Traffic Management) Act 1999* allows the NSW Police to close any road or road related area to traffic during any temporary obstruction or danger to traffic or for any temporary purpose.

Note: Section 138 of the *Roads Act 1993* provides that a person must not:

- erect a structure or carry out a work in, on or over a public road, or
- dig up or disturb the surface of a public road, or

- remove or interfere with a structure, work or tree on a public road, or
- pump water into a public road from any land adjoining the road, or
- connect a road (whether public or private) to a classified road, otherwise than with the consent of the appropriate roads authority.

Note: Section 68 of the *Local Government Act 1993* provides that a person may carry out certain activities only with the prior approval of the Council including:

- Part C Management of waste:
 - a. For fee or reward, transport waste over or under a public place
 - b. Place waste in a public place
 - c. Place a waste storage container in a public place.
 - Part E Public roads:
 - a. Swing or hoist goods across or over any part of a public road by means of a lift, hoist or tackle projecting over the footway
 - b. Expose or allow to be exposed (whether for sale or otherwise) any article in or on or so as to overhang any part of the road or outside a shop window or doorway abutting the road, or hang an article beneath an awning over the road.
- Standard Condition: E7 (Autotext EE7)

E.8 Tree Preservation

All persons must comply with Council's Development Control Plan (DCP) 2015, Chapter E.3 Tree Management other than where varied by this consent. The DCP applies to any tree with a height greater than 5 metres or a diameter spread of branches greater than 3 metres.

General Protection Requirements

- a) The TPZ must be maintained during all development work unless otherwise specified within these conditions of consent.
- b) Excavation must cease where tree roots with a diameter exceeding 50mm are exposed. The *principal contractor* must procure an inspection of the exposed tree roots by an arborist with a minimum AQF Level 5 qualification. Excavation must only recommence with the implementation of the recommendations of the arborist.
- c) Where there is damage to any part of a tree the *principal contractor* must procure an inspection of the tree by a qualified arborist immediately. The *principal contractor* must immediately implement treatment as directed by the arborist. The arborist is to supply a detailed report to the appointed certifier.

Note: Trees must be pruned in accordance with *Australian Standard AS 4373 "Pruning of Amenity Trees"* and *WorkCover NSW Code of Practice Amenity Tree Industry*.

E.9 Replacement/Supplementary trees which must be planted

Any replacement or supplementary tree shall be grown in accordance with Tree stock for landscape use (AS 2303:2018). The replacement tree shall be planted in a *deep soil landscaped area* and maintained in a healthy and vigorous condition. If the replacement tree is found to be faulty, damaged, dying or dead before it attains a size whereby it is protected by Council's Tree Preservation Order, it must be replaced with another of the same species which complies with the criteria outlined below.

Species/Type	Planting/Location	Container Size/Size of Tree (at planting)	Minimum Dimensions at Maturity (metres)
6 x <i>Livistonia australis</i> (Cabbage Tree palm)	In accordance with proposed tree locations marked 'A' on Landscape Plan No. G01/1, designed by Adair, dated 10/10/2019	Minimum trunk height of 2 metres each at the time of planting	10 x 4 each
1 x either <i>Banksia integrifolia</i> (Coastal Banksia) or <i>Angophora costata</i> (Sydney Pink Gum)	To replace Tree No.8 <i>Harpephyllum caffrum</i> (Wild Plum).	100 litre	8 x 7

The project arborist shall document compliance with the above condition.

E.10 Decking within the vicinity of trees

The area marked selected paving on Landscape Plan No. G02/1, designed by Adair, dated 10/10/2019 shall be deleted and replaced with low rise elevated decking constructed over the surface roots within the Tree Protection Zones of Tree No.1 *Ficus microcarpa* var. 'Hillii' (Hills Weeping Fig) and Tree No.2 *Ficus microcarpa* var. 'Hillii' (Hills Weeping Fig) located adjacent the Cranbrook Road boundary of the subject property.

The decking shall be constructed with sufficient gaps in the decking surface to ensure that the existing moisture infiltration and gaseous exchange to the trees root systems are maintained. Additionally the posts to support the decking shall be positioned so that no roots from Tree No.s 1 or 2 greater than 50mm diameter are severed.

The project arborist shall document compliance with the above condition.

E.11 Excavation within Tree Protection Zones

Excavation undertaken within the Tree Protection Zones (TPZ) of the following trees shall be hand dug along the perimeter closest to the subject tree prior to any mechanical excavation.

Council Ref No.	Species	Location	TPZ (metres)
1	<i>Ficus microcarpa</i> var. 'Hillii' (Hills Weeping Fig)	Adjacent Cranbrook Road frontage	20
2	<i>Ficus microcarpa</i> var. 'Hillii' (Hills Weeping Fig)	Adjacent Cranbrook Road frontage	20

Small hand tools such as mattocks or using compressed air or water jetting only shall be used. Roots with a diameter equal to or in excess of 50mm shall not be severed or damaged unless approved in writing by the project arborist.

Mechanical excavation is permitted beyond the line of excavation closest to the trunk/s of the tree when root pruning by hand along the perimeter line is completed. Exposed

roots to be retained shall be covered with mulch or a geotextile fabric and kept in a moist condition and prevented from drying out.

All root pruning must be undertaken in accordance with the Australian Standard 4373 "Pruning of Amenity Trees" and carried out by a qualified Arborist (minimum qualification of Australian Qualification Framework Level 5 or recognised equivalent).

The project arborist shall document compliance with the above condition.

E.12 Maintenance of Environmental Controls

The Principal Contractor or Owner-builder must ensure that the following monitoring, measures and controls are maintained:

- a) erosion and sediment controls,
- b) dust controls,
- c) dewatering discharges,
- d) noise controls,
- e) vibration monitoring and controls,
- f) ablutions.

Standard Condition: E11

E.13 Compliance with Geotechnical / Hydrogeological Monitoring Program

Excavation must be undertaken in accordance with the recommendations of the Geotechnical / Hydrogeological Monitoring Program and any oral or written direction of the supervising professional engineer.

The Principal Contractor and any sub-contractor must strictly follow the Geotechnical / Hydrogeological Monitoring Program for the development including, but not limited to:

- a) the location and type of monitoring systems to be utilised,
- b) recommended hold points to allow for inspection and certification of geotechnical and hydrogeological measures by the professional engineer, and
- c) the contingency plan.

Note: The consent authority cannot require that the author of the geotechnical/hydrogeological report submitted with the development application to be appointed as the professional engineer supervising the work however, it is the Council's recommendation that the author of the report be retained during the construction stage.

Standard Condition: E12 (Autotext EE12)

E.14 Support of Adjoining Land and Buildings

A person must not do anything on or in relation to the site (the supporting land) that removes the support provided by the supporting land to any other land (the supported land) or building (the supported building).

For the purposes of this condition, supporting land includes the natural surface of the site, the subsoil of the site, any water beneath the site, and any part of the site that has been reclaimed.

Note: This condition does not authorise any trespass or encroachment upon any adjoining or supported land or building whether private or public. Where any underpinning, shoring, soil anchoring

(temporary or permanent) or the like is considered necessary upon any adjoining or supported land by any person the Principal Contractor or Owner-builder must obtain:

- a. the consent of the owners of such adjoining or supported land to trespass or encroach, or
- b. an access order under the *Access to Neighbouring Land Act 2000*, or
- c. an easement under section 88K of the *Conveyancing Act 1919*, or
- d. an easement under section 40 of the *Land and Environment Court Act 1979* as appropriate.

Note: Section 177 of the *Conveyancing Act 1919* creates a statutory duty of care in relation to support of land. Accordingly, a person has a duty of care not to do anything on or in relation to land being developed (the supporting land) that removes the support provided by the supporting land to any other adjoining land (the supported land).

Note: Clause 20 of the *Roads Regulation 2008* prohibits excavation in the vicinity of roads as follows: “**Excavations adjacent to road** - A person must not excavate land in the vicinity of a road if the excavation is capable of causing damage to the road (such as by way of subsidence) or to any work or structure on the road.” Separate approval is required under the *Roads Act 1993* for any underpinning, shoring, soil anchoring (temporary) or the like within or under any road. Council will not give approval to permanent underpinning, shoring, soil anchoring within or under any road.

Note: The encroachment of work or the like is a civil matter of trespass or encroachment and Council does not adjudicate or regulate such trespasses or encroachments except in relation to encroachments upon any road, public place, Crown land under Council’s care control or management, or any community or operational land as defined by the *Local Government Act 1993*.

Standard Condition: E13 (Autotext EE13)

E.15 Vibration Monitoring

Vibration monitoring equipment must be installed and maintained, under the supervision of a professional engineer with expertise and experience in geotechnical engineering, between any potential source of vibration and any *building* identified by the professional engineer as being potentially at risk of movement or damage from settlement and/or vibration during the excavation and during the removal of any excavated material from the land being developed.

If vibration monitoring equipment detects any vibration at the level of the footings of any adjacent building exceeding the peak particle velocity adopted by the professional engineer as the maximum acceptable peak particle velocity an audible alarm must activate such that the Principal Contractor and any sub-contractor are easily alerted to the event.

Where any such alarm triggers all excavation works must cease immediately. Prior to the vibration monitoring equipment being reset by the professional engineer and any further work recommencing the event must be recorded and the cause of the event identified and documented by the professional engineer.

Where the event requires, in the opinion of the professional engineer, any change in work practices to ensure that vibration at the level of the footings of any adjacent building does not exceed the peak particle velocity adopted by the professional engineer as the maximum acceptable peak particle velocity these changes in work practices must be documented and a written direction given by the professional engineer to the Principal Contractor and any sub-contractor clearly setting out required work practice.

The Principal Contractor and any sub-contractor must comply with all work directions, verbal or written, given by the professional engineer.

A copy of any written direction required by this condition must be provided to the Principal Certifier within 24 hours of any event.

Where there is any movement in foundations such that damaged is occasioned to any adjoining *building* or such that there is any removal of support to *supported land* the professional engineer, Principal Contractor and any sub-contractor responsible for such work must immediately cease all work, inform the owner of that *supported land* and take immediate action under the direction of the professional engineer to prevent any further damage and restore support to the *supported land*.

Note: *professional engineer* has the same mean as in clause A1.1 of the BCA.

Note: *building* has the same meaning as in section 1.4 of the *Act* i.e. “*building* includes part of a building and any structure or part of a structure....”

Note: *supported land* has the same meaning as in the *Conveyancing Act 1919*.

Standard Condition: E14 (Autotext EE14)

E.16 Erosion and Sediment Controls – Maintenance

The Principal Contractor or Owner-builder must maintain water pollution, erosion and sedimentation controls in accordance with:

- a) the Soil and Water Management Plan required under this consent,
- b) “*Do it Right On Site, Soil and Water Management for the Construction Industry*” published by the Southern Sydney Regional Organisation of Councils, 2001, and
- c) “*Managing Urban Stormwater - Soils and Construction*” 2004 published by the NSW Government (*The Blue Book*).

Where there is any conflict *The Blue Book* takes precedence.



Note: A failure to comply with this condition may result in penalty infringement notices, prosecution, notices and orders under the *Act* and/or the *Protection of the Environment Operations Act 1997* without any further warning. It is a criminal offence to cause, permit or allow pollution.

Note: Section 257 of the *Protection of the Environment Operations Act 1997* provides that “the occupier of premises at or from which any pollution occurs is taken to have caused the pollution”.

Warning: Irrespective of this condition any person occupying the site may be subject to proceedings under the *Protection of the Environment Operations Act 1997* where pollution is caused, permitted or allowed as the result of the occupation of the land being developed whether or not they actually cause the pollution.

Standard Condition: E15 (Autotext EE15)

E.17 Disposal of Site Water During Construction

The Principal Contractor or Owner-builder must ensure:

- a) Prior to pumping any water into the road or public stormwater system that approval is obtained from Council under section 138(1)(d) of the *Roads Act 1993*.

- b) That *water pollution*, as defined by the *Protection of the Environment Operations Act 1997*, does not occur as the result of the discharge to the road, public stormwater system or other place or any site water.
- c) That stormwater from any roof or other impervious areas is linked, via temporary downpipes and stormwater pipes, to a Council approved stormwater disposal system immediately upon completion of the roof installation or work creating other impervious areas.

Note: This condition has been imposed to ensure that adjoining and neighbouring land is not adversely affected by unreasonable overland flows of stormwater and that site water does not concentrate water such that they cause erosion and water pollution.
Standard Condition: E17 (Autotext EE17)

E.18 Site Cranes

Site crane(s) and hoist(s) may be erected within the boundary of the land being developed subject to compliance with Australian Standards AS 1418, AS 2549 and AS 2550 and all relevant parts to these standards.

Cranes must not swing or hoist over any public place unless the Principal Contractor or Owner-builder have the relevant approval under the *Local Government Act 1993*, *Crown Lands Act 1989* or *Roads Act 1993*.

The crane must not be illuminated outside approved working hours other than in relation to safety beacons required by the Civil Aviation Safety Authority under the *Civil Aviation Act 1988 (Cth)*.

No illuminated sign(s) must be erected upon or displayed upon any site crane.

Note: Where it is proposed to swing a crane over a public place the Principal Contractor or Owner-builder must make a separate application to Council under section 68 of the *Local Government Act 1993* and obtain activity approval from Council prior to swinging or hoisting over the public place.

Note: Where it is proposed to swing a crane over private land the consent of the owner of that private land is required. Alternatively, the Principal Contractor or Owner-builder must obtain an access order under the *Access to Neighbouring Land Act 2000* or easement under section 88K of the *Conveyancing Act 1919* or section 40 of the *Land and Environment Court Act 1979* as appropriate. The encroachment of cranes or the like is a civil matter of trespass and encroachment. Council does not adjudicate or regulate such trespasses or encroachments.

Standard Condition: E19 (Autotext EE19)

E.19 Check Surveys - boundary location, building location, building height, stormwater drainage system and flood protection measures relative to Australian Height Datum

The Principal Contractor or Owner-builder must ensure that a registered surveyor carries out check surveys and provides survey certificates confirming the location of the building(s), ancillary works, flood protection works and the stormwater drainage system relative to the boundaries of the site and that the height of buildings, ancillary works, flood protection works and the stormwater drainage system relative to Australian Height Datum complies with this consent at the following critical stages.

The Principal Contractor or Owner-builder must ensure that work must not proceed beyond each of the following critical stages until compliance has been demonstrated to the Principal Certifier's satisfaction:

- a) Upon the completion of foundation walls prior to the laying of any floor or the pouring of any floor slab and generally at damp proof course level.
- b) Upon the completion of formwork for floor slabs prior to the laying of any floor or the pouring of any concrete and generally at each storey.
- c) Upon the completion of formwork or framework for the roof(s) prior to the laying of any roofing or the pouring of any concrete roof.
- d) Upon the completion of formwork and steel fixing prior to pouring of any concrete for any ancillary structure, flood protection work, swimming pool or spa pool or the like.
- e) Upon the completion of formwork and steel fixing prior to pouring of any concrete for driveways showing transitions and crest thresholds confirming that driveway levels match Council approved driveway crossing levels and minimum flood levels.
- f) Stormwater drainage Systems prior to back filling over pipes confirming location, height and capacity of works.
- g) Flood protection measures are in place confirming location, height and capacity.

Note: This condition has been imposed to ensure that development occurs in the location and at the height approved under this consent. This is critical to ensure that buildings are constructed to minimum heights for flood protection and maximum heights to protect views and the amenity of neighbours.

Standard Condition: E20 (Autotext EE20)

E.20 Placement and Use of Skip Bins

The Principal Contractor or Owner-builder must ensure that all waste storage containers, including but not limited to skip bins, must be stored within the site unless:

- a) Activity Approval has been issued by Council under section 68 of the *Local Government Act 1993* to place the waste storage container in a public place; and
- b) where located on the road it is located only in a position where a vehicle may lawfully park in accordance with the Australian Road Rules.

Note: Waste storage containers must not be located on the footpath without a site specific activity approval. Where such site specific activity approval is granted a 1.5m wide clear path of travel is maintained free of any trip hazards.

Standard Condition: E21 (Autotext EE21)

E.21 Prohibition of Burning

There must be no burning of any waste or other materials. The burning of copper chrome arsenate (CCA) or pentachlorophenol (PCP) treated timber is prohibited in all parts of NSW. All burning is prohibited in the Woollahra local government area.

Note: Pursuant to the *Protection of the Environment Operations (Clean Air) Regulation 2010* all burning (including burning of vegetation and domestic waste) is prohibited except with approval. No approval is granted under this consent for any burning.

Standard Condition: E22 (Autotext EE22)

E.22 Dust Mitigation

Dust mitigation must be implemented in accordance with “*Dust Control - Do it right on site*” published by the Southern Sydney Regional Organisation of Councils.

This generally requires:

- a) Dust screens to all hoardings and site fences.
- b) All stockpiles or loose materials to be covered when not being used.
- c) All equipment, where capable, being fitted with dust catchers.
- d) All loose materials being placed bags before placing into waste or skip bins.
- e) All waste and skip bins being kept covered when not being filled or emptied.
- f) The surface of excavation work being kept wet to minimise dust.
- g) Landscaping incorporating trees, dense shrubs and grass being implemented as soon as practically possible to minimise dust.

Note: “*Dust Control - Do it right on site*” can be downloaded from Council’s website www.woollahra.nsw.gov.au or obtained from Council’s office.

Note: Special precautions must be taken when removing asbestos or lead materials from development sites. Additional information can be obtained from www.safework.nsw.gov.au and www.epa.nsw.gov.au. Other specific conditions and advice may apply.

Note: Demolition and construction activities may affect local air quality and contribute to urban air pollution. The causes are dust, smoke and fumes coming from equipment or activities, and airborne chemicals when spraying for pest management. Precautions must be taken to prevent air pollution.

Standard Condition: E23 (Autotext EE23)

E.23 Site Waste Minimisation and Management – Demolition

In order to maximise resource recovery and minimise residual waste from demolition activities:

- a) the provisions of the Site Waste Minimisation and Management Plan (SWMMP) are to be implemented at all times during the course of the work,
- b) an area is to be allocated for the storage of materials for use, recycling and disposal (giving consideration to slope, drainage, location of waterways, stormwater outlets, vegetation and access and handling requirements),
- c) provide separate collection bins and/or areas for the storage of residual waste,
- d) clearly ‘signpost’ the purpose and content of the bins and/or storage areas,
- e) implement measures to prevent damage by the elements, odour, health risks and windborne litter, and
- f) minimise site disturbance, limiting unnecessary excavation.

When implementing the SWMMP the Applicant must ensure:

- a) footpaths, public reserves and street gutters are not used as places to store demolition waste or materials of any kind without Council approval,
- b) any material moved offsite is transported in accordance with the requirements of the *Protection of the Environment Operations Act 1997*,
- c) waste is only transported to a place that can lawfully be used as a waste facility,

- d) generation, storage, treatment and disposal of hazardous waste and special waste (including asbestos) is conducted in accordance with relevant waste legislation administered by the NSW Environment Protection Authority, and relevant occupational health and safety legislation administered by SafeWork NSW, and
- e) evidence such as weighbridge dockets and invoices for waste disposal or recycling services are retained.

Note: Materials that have an existing reuse or recycling market should not be disposed of in a land fill. Reuse and recycling opportunities are decreased when asbestos is not carefully removed and segregated from other waste streams.
Standard Condition: E31 (Autotext EE31)

E.24 Site Waste Minimisation and Management – Construction

In order to maximise resource recovery and minimise residual waste from construction activities:

- a) the provisions of the Site Waste Minimisation and Management Plan (SWMMP) are to be implemented at all times during the course of the work,
- b) arrange for the delivery of materials so that materials are delivered ‘as needed’ to prevent the degradation of materials through weathering and moisture damage,
- c) consider organising to return excess materials to the supplier or manufacturer,
- d) allocate an area for the storage of materials for use, recycling and disposal (considering slope, drainage, location of waterways, stormwater outlets and vegetation),
- e) clearly ‘signpost’ the purpose and content of the storage areas,
- f) arrange contractors for the transport, processing and disposal of waste and recycling and ensure that all contractors are aware of the legal requirements for disposing of waste,
- g) promote separate collection bins or areas for the storage of residual waste,
- h) implement measures to prevent damage by the elements, odour and health risks, and windborne litter,
- i) minimise site disturbance and limit unnecessary excavation,
- j) ensure that all waste is transported to a place that can lawfully be used as a waste facility, and
- k) retain all records demonstrating lawful disposal of waste and keep them readily accessible for inspection by regulatory authorities such as Council, the NSW EPA or SafeWork NSW.

Standard Condition: E32 (Autotext EE32)

E.25 Asbestos Removal

All asbestos removal work must be carried out safely according to NSW work health and safety legislation.

Where hazardous material, including bonded or friable asbestos has been identified in accordance with **Condition B.5** above, and such material must be demolished, disturbed and subsequently removed, all such works must comply with the following criteria:

- a) Be undertaken by contractors who hold a current SafeWork NSW “demolition licence” and a current SafeWork NSW “Class A licence” for friable asbestos removal.
- b) Be carried out in accordance with the relevant SafeWork NSW codes of practice.
- c) No asbestos products may be reused on the site.
- d) No asbestos laden skip or bins shall be left in any public place.

Note: This condition is imposed to protect the health and safety of persons working on the site and the public
Standard Condition: E39

E.26 Waste Classification of Materials

Any materials to be excavated and removed from the site that waste classification of the materials, in accordance with the “Waste Classification Guidelines Part 1: Classifying Waste” NSW EPA 2014; NSW EPA resource recovery exemptions and orders under the Protection of the Environment Operations (waste) Regulation 2014, or NSW EPA Certification: Virgin excavated natural material (VENM) is undertaken prior to disposal at a facility that can lawfully accept the materials.

E.27 Disposal of Asbestos and Hazardous Waste

Asbestos and hazardous waste, once classified in accordance with conditions above must only be transported to waste facilities licensed to accept asbestos and appropriate classifications of hazardous waste.

Note: This condition is imposed to ensure that asbestos and other hazardous waste is disposed of lawfully under the *Protection of the Environment Operations Act 1997* and relevant NSW EPA requirements.
Standard Condition: E41

E.28 Asbestos Removal Signage

Standard commercially manufactured signs containing the words "DANGER ASBESTOS REMOVAL IN PROGRESS" measuring not less than 400mm x 300mm are to be erected in prominent visible positions on the site when asbestos is being removed.

Note: This condition is imposed to ensure awareness of any hazard to the health and safety of persons working on the site and public.
Standard Condition: E42

E.29 Notification of Asbestos Removal

In addition to the requirements for licensed asbestos removalists to give written notice to SafeWork NSW all adjoining properties and those opposite the development site must be notified in writing of the dates and times when asbestos removal is to be conducted.

The notification is to identify the licensed asbestos removal contractor and include a

contact person for the site together with telephone and facsimile numbers and email addresses.

Note: This condition has been imposed to ensure that local residents are informed and have adequate communication facilitated for incidents of asbestos removal.
Standard Condition: E43

F. Conditions which must be satisfied prior to any occupation or use of the building (Part 6 of the Act and Part 8 Division 3 of the Regulation)

F.1 Occupation Certificate (section 6.9 of the Act)

A person must not commence occupation or use of the whole or any part of a new building (within the meaning of section 6.10 of the Act) unless an Occupation Certificate has been issued in relation to the building or part.

Note: New building includes an altered portion of, or an extension to, an existing building.
Standard Condition: F1 (Autotext FF1)

F.2 Fire Safety Certificates

In the case of a *final occupation certificate* to authorise a person:

- a) to commence occupation or use of a new building, or
- b) to commence a change of building use for an existing building,

a *certifying authority* must be satisfied that a final fire safety certificate has been issued for the building.

In the case of an *interim occupation certificate* to authorise a person:

- a) to commence occupation or use of a partially completed *new building*, or
- b) to commence a change of building use for part of an existing building,

a *certifying authority* must be satisfied that a final fire safety certificate or an interim fire safety certificate has been issued for the relevant part of the building.

Note: This condition does not apply to a class 1a or class 10 building within the meaning of clause 167 of the Regulation.

Note: In this condition:

interim fire safety certificate has the same meaning as it has in Part 9 of the Regulation.

final fire safety certificate has the same meaning as it has in Part 9 of the Regulation.

new building has the same meaning as it has in section 109H of the Act.

Standard Condition: F4

F.3 Commissioning and Certification of Systems and Works

The Principal Contractor or Owner-builder must submit to the satisfaction of the Principal Certifier works-as-executed (WAE) plans, Compliance Certificates and evidence of suitability in accordance with Part A2.2 of the BCA confirming that the works, as executed and as detailed, comply with the requirement of this consent, the

Act, the *Regulations*, any relevant construction certificate, the BCA and relevant Australian Standards.

Works-as-executed plans, Compliance Certificates and evidence of suitability in accordance with Part A2.2 of the BCA must include but may not be limited to:

- a) Certification from the supervising professional engineer that the requirement of the Geotechnical/Hydrogeological conditions and report recommendations were implemented and satisfied during development work.
- b) All flood protection measures.
- c) All garage/car park/basement car park, driveways and access ramps comply with Australian Standard AS 2890.1: *Off-Street car parking*.
- d) All stormwater drainage and storage systems.
- e) All mechanical ventilation systems.
- f) All hydraulic systems.
- g) All structural work.
- h) All acoustic attenuation work.
- i) All waterproofing.
- j) Such further matters as the Principal Certifier may require.

Note: This condition has been imposed to ensure that systems and works as completed meet development standards as defined by the *Act*, comply with the BCA, comply with this consent and so that a public record of works as execute is maintained.

Note: The PC may require any number of WAE plans, certificates, or other evidence of suitability as necessary to confirm compliance with the *Act*, *Regulation*, development standards, BCA, and relevant Australia Standards. As a minimum WAE plans and certification is required for stormwater drainage and detention, mechanical ventilation work, hydraulic services (including but not limited to fire services).

Note: The PC must submit to Council, with any Occupation Certificate, copies of WAE plans, Compliance Certificates and evidence of suitability in accordance with Part A2.2 of the BCA upon which the PC has relied in issuing any Occupation Certificate.
Standard Condition: F7 (Autotext FF7)

G. Conditions which must be satisfied prior to the issue of any Subdivision Certificate

Nil

H. Conditions which must be satisfied prior to the issue of a Final Occupation Certificate (section 6.4 (c))

H.1 Landscaping

The *principal contractor* or *owner* must provide to *PCA* a works-as-executed landscape plan and certification from a qualified landscape architect/designer, horticulturist and/or arborist as applicable to the effect that the works comply with this consent.

Note: This condition has been imposed to ensure that all Landscaping work is completed prior to the issue of the Final Occupation Certificate.

H.2 Removal of Ancillary Works and Structures

The Principal Contractor or Owner must remove from the land and any adjoining public place:

- a) the site sign,
- b) ablutions,
- c) hoarding,
- d) scaffolding, and
- e) waste materials, matter, article or thing.

Note: This condition has been imposed to ensure that all ancillary matter is removed prior to the issue of the Final Occupation Certificate.
Standard Condition: H12 (Autotext HH12)

H.3 Road Works (including footpaths)

The following works must be completed to the satisfaction of Council, in compliance with Council's *Specification for Roadworks, Drainage and Miscellaneous Works* (2012) unless expressly provided otherwise by these conditions at the Principal Contractor's or Owner's expense:

- a) stormwater pipes, pits and connections to public stormwater systems within the *road*,
- b) driveways and vehicular crossings within the *road*,
- c) removal of redundant driveways and vehicular crossings,
- d) new footpaths within the *road*,
- e) relocation of existing power/light pole,
- f) relocation/provision of street signs,
- g) new or replacement street trees,
- h) new footway verges, where a grass verge exists, the balance of the area between the footpath and the kerb or site boundary over the full frontage of the proposed development must be turfed. The grass verge must be constructed to contain a uniform minimum 75mm of friable growing medium and have a total cover of turf predominant within the street,
- i) new or reinstated kerb and guttering within the *road*, and
- j) new or reinstated road surface pavement within the *road*.

Note: Security held by Council pursuant to section 4.17(6) of the *Act* will not be release by Council until compliance has been achieved with this condition. An application for refund of security must be submitted with the Final Occupation Certificate to Council. This form can be downloaded from Council's website www.woollahra.nsw.gov.au or obtained from Council's customer service centre.
Standard Condition: H13 (Autotext HH13)

H.4 Positive Covenant and Works-As-Executed Certification of Stormwater Systems

On completion of construction work, stormwater drainage works are to be certified by a professional engineer with works-as-executed drawings prepared by a registered surveyor and submitted to the Principal Certifying Authority for approval prior to issue of any Occupation Certificate, detailing:

- a) compliance with conditions of development consent relating to stormwater;

- b) the structural adequacy of the existing on-site detention system;
- c) the structural adequacy of the on-site retention system (rainwater tank);
- d) that all stormwater works have been constructed in accordance with the approved stormwater management plans;
- e) verify the storage volume of the existing on-site detention system;
- f) Minimum rainwater tank storage volume of 74m³ have been provided in accordance with the approved construction drawings;
- g) pipe invert levels and surface levels to Australian Height Datum; and
- h) contours indicating the direction in which water will flow overland should the capacity of the pit be exceeded in a storm event exceeding design limits.

A positive covenant pursuant to section 88E of the *Conveyancing Act 1919* must be created on the title of the subject property, providing for the indemnification of Council from any claims or actions and for the on-going maintenance of the on-site-retention system including the holding tank, any pumps and sumps incorporated in the development. The wording of the Instrument must be in accordance with Council's standard format and the Instrument must be registered with the NSW Land Registry Services prior to issue of any Occupation Certificate.

Note: The required wording of the Instrument can be downloaded from Council's website www.woollahra.nsw.gov.au. The PC must supply a copy of the WAE plans to Council together with the Final Occupation Certificate.

Note: Occupation Certificate must not be issued until this condition has been satisfied.
Standard Condition: H20 (Autotext HH20)

I. Conditions which must be satisfied during the ongoing use of the development

I.1 Annual Fire Safety Statements (Class 1b to 9c buildings inclusive)

Each year, the owner of a building to which an *essential fire safety measure* is applicable must provide an *annual fire safety statement* to Council and the Commissioner of the NSW Fire Brigades. The *annual fire safety statement* must be prominently displayed in the building.

Note: *Essential fire safety measure* has the same meaning as in clause 165 of the *Regulation*. *Annual fire safety statement* has the same meaning as in clause 175 of the *Regulation*. Part 9 Division 5 of the *Regulation* applies in addition to this condition at the date of this consent. Visit Council's web site for additional information in relation to fire safety www.woollahra.nsw.gov.au.
Standard Condition: I22

I.2 Ongoing Maintenance of the On-Site Retention System

The owner(s) must in accordance with this condition and any positive covenant:

- a) Permit stormwater to be temporarily retained and reused by the system.
- b) Keep the system clean and free of silt rubbish and debris.
- c) Maintain renew and repair as reasonably required from time to time the whole or part of the system so that it functions in a safe and efficient manner and in doing so complete the same within the time and in the manner reasonably specified in written notice issued by Council.

- d) Carry out the matters referred to in paragraphs (b) and (c) at the owner's expense.
- e) Not make any alterations to the system or elements thereof without prior consent in writing of the Council and not interfere with the system or by its act or omission cause it to be interfered with so that it does not function or operate properly.
- f) Permit Council or its authorised agents from time to time upon giving reasonable notice (but at anytime and without notice in the case of an emergency) to enter and inspect the land with regard to compliance with the requirements of this covenant.
- g) Comply with the terms of any written notice issued by Council in respect to the requirements of this clause within the time reasonably stated in the notice.
- h) Where the owner fails to comply with the owner's obligations under this covenant, permit Council or its agents at all times and on reasonable notice at the owner's cost to enter the land with equipment, machinery or otherwise to carry out the works required by those obligations.
- i) Indemnify the Council against all claims or actions and costs arising from those claims or actions which Council may suffer or incur in respect of the system and caused by an act or omission by the owners in respect of the owner's obligations under this condition.

Note: This condition has been imposed to ensure that owners are aware of require maintenance requirements for their stormwater systems.

Note: This condition is supplementary to the owner(s) obligations and Council's rights under any positive covenant.
Standard Condition: I29

I.3 Noise from Mechanical Plant and Equipment

The noise level measured at any boundary of the site at any time while the mechanical plant and equipment is operating must not exceed the *background noise level*. Where noise sensitive receivers are located within the site, the noise level is measured from the nearest strata, stratum or community title land and must not exceed *background noise level* at any time.

The *background noise level* is the underlying level present in the ambient noise, excluding the subject noise source, when extraneous noise is removed. For assessment purposes the background noise level is the $L_{A90, 15 \text{ minute}}$ level measured by a sound level meter.

Note: This condition has been imposed to protect the amenity of the neighbourhood.

Note: Words in this condition have the same meaning as in the *Noise Policy for Industry* (2017) [www.epa.nsw.gov.au/your-environment/noise/industrial-noise/noise-policy-for-industry-\(2017\)](http://www.epa.nsw.gov.au/your-environment/noise/industrial-noise/noise-policy-for-industry-(2017)) and *Noise Guide for Local Government* (2013) www.epa.nsw.gov.au/your-environment/noise/regulating-noise/noise-guide-local-government
Standard Condition: I59

I.4 Provision of Off-street Public and Visitor Parking

The owner and occupier, in compliance with AS/NZS 2890.1:2004: Parking facilities - Off-street car parking, must maintain unimpeded public access to off-street parking as follows:

Use	Number of spaces
Vehicle Parking (additional parking spaces)	78
Vehicle Parking (Accessible)	5
Motorcycle Parking	24

This condition has been imposed to ensure adequate on-site parking is maintained.
Standard Condition: I21

I.5 Operation in Accordance with Traffic Management Plans

- The operation and management of the premises shall be in accordance with the approved OTMP and GTP;
- The OTMP and GTP cannot be altered without the written consent of Council;
- Monitoring annual reports would be required for a minimum of 5 years post occupation.

Standard Condition: I15 (Autotext: II15)

J. Miscellaneous Conditions

Nil

K. Advisings

K.1 Criminal Offences – Breach of Development Consent and Environmental Laws

Failure to comply with this development consent and any condition of this consent is a **criminal offence**. Failure to comply with other environmental laws is also a criminal offence.

Where there is any breach Council may without any further warning:

- Issue Penalty Infringement Notices (On-the-spot fines);
- Issue notices and orders;
- Prosecute any person breaching this consent; and/or
- Seek injunctions/orders before the courts to restrain and remedy any breach.

Warnings as to potential maximum penalties

Maximum penalties under NSW environmental laws include fines up to \$1.1 Million and/or custodial sentences for serious offences.

Warning as to enforcement and legal costs

Should Council have to take any action to enforced compliance with this consent or other environmental laws Council's policy is to seek from the Court appropriate orders requiring the payments of its costs beyond any penalty or remedy the Court may order. This consent and this specific advice will be tendered to the Court when seeking costs orders from the Court where Council is successful in any necessary enforcement action.

Note: The payment of environmental penalty infringement notices does not result in any criminal offence being recorded. If a penalty infringement notice is challenged in Court and the person is found guilty of the offence by the Court, subject to section 10 of *the Crimes (Sentencing Procedure) Act 1999*, a criminal conviction is recorded. The effect of a criminal conviction beyond any fine is serious.

Standard Advising: K1 (Autotext KK1)

K.2 Dial Before You Dig



The Principal Contractor, Owner-builder or any person digging may be held financially responsible by the asset owner should they damage underground pipe or cable networks. Minimise your risk and dial 1100 Before You Dig or visit www.1100.com.au

When you contact Dial Before You Dig you will be sent details of all Dial Before You Dig members who have underground assets in the vicinity of your proposed excavation.

Standard Advising: K2 (Autotext KK2)

K.3 Commonwealth Disability Discrimination Act 1992

The *Disability Discrimination Act 1992* (DDA) makes it against the law for public places to be inaccessible to people with a disability. Compliance with this development consent, the Woollahra Development Control Plan 2015 Chapter E8 – Adaptable Housing and the BCA does not necessarily satisfy compliance with the DDA.

The DDA applies to existing places as well as places under construction. Existing places must be modified and be accessible (except where this would involve "unjustifiable hardship").

Note: Further advice can be obtained from the Australian Human Rights Commission website www.humanrights.gov.au/our-work/disability-rights/about-disability-rights or call 9284 9600 or 1300 656 419.

Standard Advising: K3 (Autotext KK3)

K.4 NSW Police Service and Road Closures

Council and NSW Police approval is required prior to a partial or full temporary road closure. If you are seeking a partial or full temporary road closure you must comply with the relevant conditions of this consent and you must also gain the approval of the Eastern Suburbs Police Area Command.

Warning: If you partial or full close a road without compliance with Council and NSW Police requirements Council Rangers or the Police can issue Penalty Infringement Notices or Court Attendance Notices leading to prosecution.

Note: Traffic Supervisors at the Eastern Suburbs Police Area Command can be contacted on eastsubtraffic@police.nsw.gov.au or ph 9369 9899.

Standard Advising: K4 (Autotext KK4)

K.5 Builder's Licences and Owner-builders Permits

Section 6.6(2)(d) of the *Act* requires among other matters that the person having the benefit of the development consent, if not carrying out the work as an **owner-builder**, must appoint a Principal Contractor for residential building work who must be the holder of a contractor licence.

The Owner(s) must appoint the Principal Certifier. The Principal Certifier must check that the required insurances are in place before the commencement of building work. The Principal Contractor (builder) must provide the Owners with a certificate of insurance evidencing the contract of insurance under the *Home Building Act 1989* for the residential building work.

Note: For more information go to the NSW Fair Trading website
www.fairtrading.nsw.gov.au/housing-and-property/building-and-renovating
Standard Condition: K5 (Autotext KK5)

K.6 Building Standards - Guide to Standards and Tolerances

The Principal Certifier does not undertake detailed quality control inspections and the role of the Principal Certifier is primarily to ensure that the development proceeds in accordance with this consent, Construction Certificates and that the development is fit for occupation in accordance with its classification under the Building Code of Australia.

Critical Stage Inspections do not provide the level of supervision required to ensure that the minimum standards and tolerances specified by the "NSW Guide to Standards and Tolerances 2017" are achieved.

The quality of any development is a function of the quality of the Principal Contractor's or Owner-builder's supervision of individual contractors and trades on a daily basis during the development. The Principal Certifier does not undertake this role.

Council, as the Principal Certifier or otherwise, does not adjudicate building contract disputes between the Principal Contractor, contractors and the Owner.

Note: For more information on the *NSW Guide to Standards and Tolerances* go to the NSW Fair Trading website www.fairtrading.nsw.gov.au/housing-and-property/building-and-renovating/after-you-build-or-renovate/guide-to-standards-and-tolerances or call 133 220.
Standard Condition: K6 (Autotext KK6)

K.7 SafeWork NSW Requirements

The *Work Health and Safety Act 2011* and subordinate regulations, codes of practice and guidelines control and regulate the development industry.

Note: For more information go to the SafeWork NSW website www.safework.nsw.gov.au or call 131 050.
Standard Condition: K7 (Autotext KK7)

K.8 Dividing Fences

The erection of dividing fences under this consent does not affect the provisions of the *Dividing Fences Act 1991*. Council does not adjudicate civil disputes relating to the provision of, or payment for, the erection of dividing fences.

Note: Further information can be obtained from the NSW Civil and Administrative Tribunal
www.ncat.nsw.gov.au/Pages/cc/Divisions/dividing_fences.aspx

Note: Community Justice Centres provide a free mediation service to the community to help people resolve a wide range of disputes, including dividing fences matters. Their service is free, confidential, voluntary, timely and easy to use. Mediation sessions are conducted by two impartial, trained mediators who help people work together to reach an agreement. Around 75% of mediations result in an agreement being reached. Mediation sessions can be arranged at convenient times during the day, evening or weekends. To contact the Community Justice Centres go to www.cjc.nsw.gov.au or call 1800 990 777.
Standard Advising: K10 (Autotext KK10)

K.9 Appeal

Council is always prepared to discuss its decisions and, in this regard, please do not hesitate to contact Philippa Frecklington, Assessment Officer, on (02) 9391 7168.

However, if you wish to pursue your rights of appeal in the Land and Environment Court you are advised that Council generally seeks resolution of such appeals through a section 34 Conference, site hearings and the use of Court Appointed Experts, instead of a full Court hearing.

This approach is less adversarial, it achieves a quicker decision than would be the case through a full Court hearing and it can give rise to considerable cost and time savings for all parties involved. The use of the section 34 Conference approach requires the appellant to agree, in writing, to the Court appointed commissioner having the full authority to completely determine the matter at the conference.

Standard Condition: K14 (Autotext KK14)

K.10 Release of Security

An application must be made to Council by the person who paid the security for release of the securities held under section 4.17 of the *Act*.

The securities will not be released until a Final Occupation Certificate has been lodged with Council, Council has inspected the site and Council is satisfied that the public works have been carried out to Council's requirements. Council may use part or all of the security to complete the works to its satisfaction if the works do not meet Council's requirements.

Council will only release the security upon being satisfied that all damage or all works, the purpose for which the security has been held have been remedied or completed to Council's satisfaction as the case may be.

Council may retain a portion of the security to remedy any defects in any such public work that arise within 6 months after the work is completed.

Upon completion of each section of road, drainage and landscape work to Council's satisfaction, 90% of the bond monies held by Council for these works will be released upon application. 10% may be retained by Council for a further 6 month period and may be used by Council to repair or rectify any defects or temporary works during the 6 month period.

Note: The Refund of Security Bond Application form can be downloaded from www.woollahra.nsw.gov.au
Standard Condition: K15 (Autotext KK15)

K.11 Recycling of Demolition and Building Material

It is estimated that building waste, including disposable materials, resulting from demolition, excavation, construction and renovation, accounts for almost 70% of landfill. Such waste is also a problem in the generation of dust and the pollution of stormwater. Council encourages the recycling of demolition and building materials.
Standard Condition: K17 (Autotext KK17)

K.12 Pruning or Removing a Tree Growing on Private Property

The provisions of State Environmental Planning Policy (Vegetation in Non-Rural Areas) 2017 and the Woollahra Development Control Plan 2015 (DCP), Chapter E3 – Tree Management, may require that an application be made to Council prior to pruning or removing any tree. The aim is to secure the amenity of trees and preserve the existing landscape within our urban environment.

Before you prune or remove a tree, make sure you read all relevant conditions. You can obtain a copy of the Woollahra DCP from Council's website www.woollahra.nsw.gov.au or call Council on 9391 7000 for further advice.
Standard Condition: K19 (Autotext KK19)

K.13 Roads Act 1993 Application

Works or structures over, on or under public roads or footpaths are subject to sections 138, 139 and 218 of the *Roads Act 1993* and specifically:

- Construction of driveways and/or new or alterations to footpath paving
- Alteration and/or extension to Council drainage infrastructure
- Alteration and/or addition of retaining walls
- Pumping of water to Council's below ground stormwater system
- Installation of soil/rock anchors under the roadway
- Installation of Stormwater outlet pipes across the nature strip

An "Application to Carry Out Works in a Public Road" form must be completed and lodged, with the application fee, at Council's Customer Services. Detailed plans and specifications of all works (including but not limited to structures, road works, driveway crossings, footpaths and stormwater drainage etc) within existing roads, must be attached, submitted to and approved by Council under section 138 of the *Roads Act 1993*, before the issue of any Construction Certificate.

Detailed engineering plans and specifications of the works required by this condition must accompany the application form. The plans must clearly show the following:

- Engineering drawings (plan, sections and elevation views) and specifications of the footpath, driveways, kerb and gutter, new gully pit showing clearly the connection point of site outlet pipe(s). Note, the connection drainage lines must be as direct as possible and generally run perpendicular to the kerb alignment.
- Engineering drawings of the new drainage line to be constructed joining the new and existing drainage pits including services.

All driveways must include a design longitudinal surface profile for the proposed driveway for assessment. The driveway profile is to start from the road centreline and be along the worst case edge of the proposed driveway. Gradients and transitions must be in accordance with clause 2.5.3, 2.6 of AS 2890.1 – 2004, Part 1 – *Off-street car parking*. The driveway profile submitted to Council must be to (1:25) scale (for template checking purposes) and contain all relevant details: reduced levels, proposed grades and distances.

The existing footpath level and grade at the street alignment of the property must be maintained unless otherwise specified by Council. Your driveway levels are to comply with AS2890.1 and Council's Standard Drawings. There may be occasions where these requirements conflict with your development and you are required to carefully check the driveway/garage slab and footpath levels for any variations.

Note: Any adjustments required from the garage slab and the street levels are to be carried out internally on private property

Drainage design works must comply with the Woollahra DCP 2015 Chapter E2 – Stormwater and Flood Risk Management.

Temporary ground anchors may be permitted, in accordance with Council's "Rock Anchor Policy".

Services: Prior to any excavation works, the location and depth of all public utility services (telephone, cable TV, electricity, gas, water, sewer, drainage, etc.) must be ascertained. The Applicant shall be responsible for all public utility adjustment/relocation works, necessitated by the development work and as required by the various public utility authorities and/or their agents.

All public domain works must comply with the latest version of Council's "*Specification for Roadworks, Drainage and Miscellaneous Works*" unless expressly provided otherwise by these conditions. This specification and the application form can be downloaded from www.woollahra.nsw.gov.au.

Note: To ensure that this work is completed to Council's satisfaction, this consent by separate condition, may impose one or more Infrastructure Works Bonds.

Note: When an application under the *Roads Act* is required, then four (4) weeks is to be allowed for assessment.

Note: *road* has the same meaning as in the *Roads Act 1993*.

Note: The intent of this condition is that the design of the road, footpaths, driveway crossings and public stormwater drainage works must be detailed and approved prior to the issue of any Construction Certificate. Changes in levels may arise from the detailed design of buildings, road, footpath,

driveway crossing grades and stormwater. Changes required under *Road Act 1993* approvals may necessitate design and levels changes under this consent. This may in turn require the Applicant to seek to amend this consent.

Standard Advising: K24 (Autotext KK24)